

Kentucky Horse Racing and Gaming Corporation

Meeting Materials for Regular Meeting

February 11, 2025



HORSE RACING AND
GAMING CORPORATION

TABLE OF CONTENTS

1.	MINUTES OF THE DECEMBER 10, 2024, KENTUCKY HORSE RACING AND GAMING CORPORATION SPECIAL MEETING.....	1
2.	KQHPAA DEVELOPMENT FUND REQUEST PERTAINING TO REVOLUTIONARY RACING KENTUCKY, LLC’S (“SANDY’S RACING & GAMING”) 2025 RACE MEET	10
3.	2025 KTFD ALLOTMENT REQUESTS AS SUBMITTED AND APPROVED BY THE KTFD ADVISORY COMMITTEE ON 1/28/2025	14
4.	RATIFICATION OF PRESIDENT EADS’ APPROVAL OF CHURCHILL DOWNS, LLC’S BACKSIDE IMPROVEMENT REQUEST	40
5.	BACKSIDE IMPROVEMENT REQUEST – KEENELAND ASSOCIATION, INC.....	55
6.	WKY DEVELOPMENT, LLC’S PROPOSED 2025 SPRING RACE MEET OFFICIALS.....	60
7.	REVOLUTIONARY RACING KENTUCKY, LLC’S PROPOSED 2025 SPRING RACE MEET OFFICIALS.....	62
8.	KEENELAND ASSOCIATION, INC.’S PROPOSED 2025 SPRING RACE MEET OFFICIALS AND DATE PREFERENCE SYSTEM	64
9.	RATIFICATION OF PRESIDENT EADS’ APPROVAL OF TURFWAY PARK, LLC’S REQUEST TO AMEND SECTION R OF ITS 2025 APPLICATION TO CONDUCT LIVE HORSE RACING, SIMULCASTING, AND PARI-MUTUEL WAGERING.....	69
10.	FINANCE COMMITTEE CHARTER.....	72
DIVISION REPORTS		
A.	PRESIDENT’S UPDATE.....	75
B.	TRANSITION ROADMAP	77
C.	THOROUGHBRED RULING	78
D.	VETERINARY DIVISION	91
E.	PARI-MUTUEL WAGERING DIVISION	95
F.	SPORTS WAGERING	101

MINUTES OF THE DECEMBER 10, 2024, KENTUCKY HORSE RACING AND GAMING CORPORATION SPECIAL MEETING

Date: December 10, 2024, at 1:30 p.m.

Place: Kentucky Horse Racing and Gaming Corporation Conference Room, 4047 Iron Works Parkway, Lexington, Kentucky 40511

Board Members Present: Chair Jonathan Rabinowitz, Vice Chair Charles O’Connor, Mike Berry, Dr. Tiffany Daniels, Michael F. Dudgeon, Kerry Harvey, Lesley Howard, William L.S. Landes, Catherine Parke, C. Frank Shoop, James E. Worley

Ex-officio Members Present: Monda Juett for Secretary Lindy Casebier, Chad Thompson for Secretary Ray Perry, Jasen Hammock for Secretary Jeff Noel

AGENDA ITEM	TRANSCRIPT PAGE NUMBER(S)	DISCUSSION / CONCLUSIONS / RECOMMENDATIONS	ACTION TAKEN
I. Call to Order and Roll Call	4-5	Chair Rabinowitz called the meeting of the Kentucky Horse Racing and Gaming Corporation (KHRGC) to order and performed the roll call. A quorum was recognized.	No action taken.
II. New Business Tab 1: Minutes of the October 29, 2024 Kentucky Horse Racing and Gaming Corporation Special Meeting	5 - 33 5-6	Chair Rabinowitz introduced the new Chief Legal Officer, Ashleigh Bailey. Chair Rabinowitz requested a motion from the Board to approve the Minutes of the October 29, 2024 Kentucky Horse Racing and Gaming Corporation Special Meeting. Motion by Mr. Harvey and second by Mr. Landes. Chief Legal Officer Ashleigh Bailey was assigned the floor and explained that the minutes from the October 29, 2024 special meeting were behind tab 1 and that staff recommended approval.	Chair Rabinowitz called for a vote to approve the Minutes of the October 29, 2024 Kentucky Horse Racing and Gaming Corporation Special Meeting. Motion carried with no objections or abstentions.

AGENDA ITEM	TRANSCRIPT PAGE NUMBER(S)	DISCUSSION / CONCLUSIONS / RECOMMENDATIONS	ACTION TAKEN
<p>Tab 2: Proposed 2025 KHRGC Board Meeting Calendar and Deadlines</p>	<p>6-8</p>	<p>Chair Rabinowitz requested a motion from the Board to approve the Proposed 2025 KHRGC Board Meeting Calendar and Deadline. Motion by Ms. Parke and second by Mr. Berry</p> <p>KHRGC Senior Executive Administrator Mariah Dietz was assigned the floor and explained that behind tab 2 was the proposed meeting dates and deadlines. The meetings are consistent with the past year and are bi-monthly at 1:30 p.m. on Tuesdays. These meeting dates work around sale dates and major races. Approval was recommended by KHRGC Staff.</p>	<p>Chair Rabinowitz called for a vote to approve the Proposed 2025 KHRGC Board Meeting Calendar and Deadlines. Motion carried with no objections or abstentions.</p>
<p>Tab 3: Voluntary Implementation Agreement with the Horseracing Integrity and Safety Authority, Inc. and the Horseracing Integrity and Welfare Unit for 2025</p>	<p>8-11</p>	<p>Chair Rabinowitz requested a motion from the Board to approve the Voluntary Implementation Agreement with the Horseracing Integrity and Safety Authority, Inc. and the Horseracing Integrity and Welfare Unit for 2025. Motion by Mr. Shoop and second by Vice Chair O'Connor.</p> <p>KHRGC Senior Vice President of Gaming, Travers Manley, was assigned the floor and explained that in the meeting materials was the voluntary implementation agreement with HISA and HIWU and that the current agreement expires on December 31, 2024.</p>	<p>Chair Rabinowitz called for a vote to approve the Voluntary Implementation Agreement with the Horseracing Integrity and Safety Authority, Inc. and the Horseracing Integrity and Welfare Unit for 2025. Motion carried with no objections or abstentions.</p>

AGENDA ITEM	TRANSCRIPT PAGE NUMBER(S)	DISCUSSION / CONCLUSIONS / RECOMMENDATIONS	ACTION TAKEN
Tab 4: Request for Approval of Totalizator Service Licenses for 2025	11-13	<p>Chair Rabinowitz requested a motion from the Board to approve the Totalizator Service Licenses for 2025. Motion by Mr. Berry and second by Mr. Harvey.</p> <p>KHRGC Senior Vice President of Gaming, Travers Manley, shared the memorandum for the applications to offer totalizator services in Kentucky for 2025. Three entities applied to renew their licenses. KHRGC Staff reviewed all material and recommended approval.</p>	Chair Rabinowitz called for a vote to approve the request for Approval of Totalizator Service Licenses for 2025. Motion carried with no objections or abstentions.
Tab 5: Request for Approval of Advance Deposit Wagering Licenses for 2025	13-14	<p>Chair Rabinowitz requested a motion from the Board to approve the request for Approval of Advance Deposit Wagering Licenses for 2025. Motion by Ms. Howard and second by Mr. Berry.</p> <p>KHRGC Senior Vice President of Gaming Travers Manley was assigned the floor and explained eight entities applied to renew their licenses. KHRGC staff reviewed all submitted materials from AmWest Entertainment, LLC, eBet Technologies, Inc., Lien Games Racing, LLC, NYRABets LLC, ODS Technologies LP doing business as TVG and FanDuel Racing, Churchill Downs Technology Initiatives Company, WatchandWager.com LLC and Xpressbet LLC and recommend approval.</p>	Chair Rabinowitz called for a vote to approve the request for Approval of Advance Deposit Wagering Licenses for 2025. Motion carried with no objections or abstentions.
Tab 6: Outsourced Finance and Human	14-19	Chair Rabinowitz requested a motion from the Board to approve the Outsourced Finance and Human Resources	Chair Rabinowitz called for a vote to approve

AGENDA ITEM	TRANSCRIPT PAGE NUMBER(S)	DISCUSSION / CONCLUSIONS / RECOMMENDATIONS	ACTION TAKEN
Resources Services Successful Bidder and Contract		<p>Services Successful Bidder and Contract. Motion by Mr. Worley and second by Mr. Shoop.</p> <p>Chief Operating Officer Susan Speckert was assigned to floor and shared that the successful bidder was Dean Dorton Allen Ford, PLLC. The first piece of their duties includes the transition of services from the state to the Corporation, which includes creating a new process and system for finance and human resources. The second part is to perform the outsourced services.</p> <p>Chief Legal Officer Ashleigh Bailey added that no conflicts of interest were found in hiring Dean Dorton for professional services.</p>	<p>Outsourced Finance and Human Resources Services Successful Bidder and Contract. Motion carried with no objections or abstentions.</p>
Tab 7: Ratification of President Eads' Approval of Turfway Park LLC's Backside Improvement Request	<p>20-21</p>	<p>Chair Rabinowitz requested a motion from the Board to approve Ratification of President Eads' Approval of Turfway Park LLC's Backside Improvement Request. Motion by Mr. Berry and second by Vice Chair O'Connor.</p> <p>Director of Incentives and Development Drew Conners was assigned the floor and explained that in the meeting materials there is a letter from Turfway Park asking for permission to use backside improvement funds to build a new single muck bin on their facility. The total cost is \$18,885.00. The KTA, KTOB and the Kentucky HBPA were contacted prior to President Eads' final approval. Staff has confirmed that this meets the statutory and regulatory</p>	<p>Chair Rabinowitz called for a vote to approve Ratification of President Eads' Approval of Turfway Park LLC's Backside Improvement Request. Motion carried with no objections or abstentions.</p>

AGENDA ITEM	TRANSCRIPT PAGE NUMBER(S)	DISCUSSION / CONCLUSIONS / RECOMMENDATIONS	ACTION TAKEN
		requirements and that funding is available. KHRGC staff recommended approval.	
Tab 8: Release of Uncashed Pari-mutuel Tickets	21-24	<p>Chair Rabinowitz requested a motion from the Board to approve the Release of Uncashed Pari-mutuel Tickets. Motion by Ms. Parke and second by Mr. Harvey.</p> <p>Director of Incentives and Development Drew Conners was assigned the floor and explained that pursuant to KRS 230.362 any reported pari-mutuel ticket that has not been claimed within 1 year from the time the ticket becomes payable is presumed abandoned. These funds are to be paid to the Corporation and shall be paid to the Kentucky Health and Welfare Fund, Inc. That total was \$1,977,211.47 this year.</p>	Chair Rabinowitz called for a vote to approve the Release of Uncashed Pari-mutuel Tickets. Motion carried with no objections or abstentions.
Tab 9: The 2025 Kentucky Sire Stakes, Commonwealth, Goldenrod, Mini-Series and KY Proud Series Race Dates and Conditions	24-26	<p>Chair Rabinowitz requested a motion from the Board to approve the 2025 Kentucky Sire Stakes, Commonwealth, Goldenrod, Mini-Series and KY Proud Series Race Dates and Conditions. Motion by Mr. Worley and second by Mr. Shoop.</p> <p>Director of Incentives and Development Drew Conners was assigned the floor and explained that this Kentucky circuit begins in March and ends in November with racing across the entire state. A 33% increase is expected in all divisions based on increased nominations of 2024 yearlings. Race dates were approved by the Kentucky Standardbred</p>	Chair Rabinowitz called for a vote to approve the 2025 Kentucky Sire Stakes, Commonwealth, Goldenrod, Mini-Series and KY Proud Series Race Dates and Conditions. Motion carried with no objections or abstentions.

AGENDA ITEM	TRANSCRIPT PAGE NUMBER(S)	DISCUSSION / CONCLUSIONS / RECOMMENDATIONS	ACTION TAKEN
		Development Fund and the Kentucky Standardbred Breeders' Incentive Fund Advisory Committee. KHRGC Staff also recommend approval.	
Tab 10: Period VIII-KY Horse Breeders' Incentive Fund (KHBIF) Applications	26-28	<p>Chair Rabinowitz requested a motion from the Board to approve the Kentucky Horse Breeders' Incentive Fund Applications. Motion by Ms. Parke and second by Mr. Harvey.</p> <p>Director of Incentives and Development Drew Conners was assigned the floor and explained that KHBIF accepted 11 applications for participants reapplying from their three-year period. These applications were reviewed pursuant to 810 KAR 7:050 and KHRGC staff recommend approval.</p>	Chair Rabinowitz called for a vote to approve the Kentucky Horse Breeders' Incentive Fund Applications. Motion carried with no objections or abstentions.
Tab 11: Request for all Sports Wagering Catalog Additions and Clarifications	28-30	<p>Chair Rabinowitz requested a motion from the Board to approve the request for all Sports Wagering Catalog Additions and Clarifications. Motion by Mr. Worley and second by Mr. Landes.</p> <p>Sports Wagering Director Hannah Simms was assigned the floor and explained that the meeting materials contain updates to the KHRGC Sports Wagering Catalog. Updates include renaming entries, introducing new sporting events and governing bodies as well as clarifying existing offerings. The entries have been reviewed by staff for compliance with regulatory standards. Staff recommended approval.</p>	Chair Rabinowitz called for a vote to approve the request for all Sports Wagering Catalog Additions and Clarifications. Motion carried with no objections or abstentions.

AGENDA ITEM	TRANSCRIPT PAGE NUMBER(S)	DISCUSSION / CONCLUSIONS / RECOMMENDATIONS	ACTION TAKEN
<p>Tab 12: Request for Approval of Sports Wagering Service Provider License Renewals for 2025</p>	<p>30-32</p>	<p>Chair Rabinowitz requested a motion from the Board to approve the request for Approval of Sports Wagering Service Provider License Renewals for 2025. Motion by Mr. Shoop and second by Ms. Howard.</p> <p>Sports Wagering Director Hannah Simms was assigned the floor and explained that the memo in the meeting materials summarized the renewal applications from the nine sports wagering service providers who had active 2024 licenses. Staff reviewed and confirmed regulatory compliance and also recommended approval.</p>	<p>Chair Rabinowitz called for a vote to approve the request for Approval of Sports Wagering Service Provider License Renewals for 2025. Motion carried with no objections or abstentions.</p>
<p>Tab 13: Request for Approval of Initial Sports Wagering Service Provider License for Prime Sports KY</p>	<p>32-33</p>	<p>Chair Rabinowitz requested a motion from the Board to approve the Initial Sports Wagering Service Provider License for Prime Sports KY. Motion by Mr. Berry and second by Ms. Parke.</p> <p>Sports Wagering Director Hannah Simms was assigned the floor and explained that Prime Sports KY's application for an initial sports wagering service provider license was in the meeting materials. Staff recommended approval.</p>	<p>Chair Rabinowitz called for a vote to approve the Initial Sports Wagering Service Provider License for Prime Sports KY. Motion carried with no objections or abstentions.</p>

AGENDA ITEM	TRANSCRIPT PAGE NUMBER(S)	DISCUSSION / CONCLUSIONS / RECOMMENDATIONS	ACTION TAKEN
Division Reports a. Thoroughbred Rulings b. Standardbred Rulings c. Veterinary Division	34 – 42 34-35 35-36 36-38 38-40	Senior Vice President of Racing and Chief State Steward Barb Borden presented the Thoroughbred Rulings. Her first report was of Thoroughbred Rulings that had been issued since the last meeting and the other report was of all Thoroughbred Rulings since January 1 st . Presiding Judge Patricia Cooksey presented the Standardbred Rulings by sharing that the report was not up to date and all fines had been paid. Interim Medical Director Dr. Mundy and Chief Racing Vet Dr. Smith were assigned the floor. Dr. Smith presented the reports by starting with the Keeneland Fall Meet report. In that meet there were 1,544 total starts with 409 samples tested. There were 3 horses that bled during the meet and 4 that were treated for heart distress. There was a total of 7 ambulance runs and 2 racing fatalities both of which were musculoskeletal. The second report was from Cumberland Run, which had 1,078 total starts and 215 post-race samples. There were no ambulance runs and no fatalities. The last report was the chart of Thoroughbred fatalities since 2007 that is updated thorough October 2024. Pari-Mutuel Wagering Division Resource Management Analyst Melissa Combs-Wright presented the reports for months of September and October 2024 and Fiscal Year	No action taken. Information purposes only.

AGENDA ITEM	TRANSCRIPT PAGE NUMBER(S)	DISCUSSION / CONCLUSIONS / RECOMMENDATIONS	ACTION TAKEN
<p>d. Pari-Mutuel Wagering Division</p> <p>e. Sport's Wagering Division</p>	<p>40-42</p>	<p>2024. Live wagers saw a 2% increase for a total of \$17.3 million. Kentucky tracks saw 7.5 million in simulcast wagers and historical racing wagers equaled 819 million. Total advance deposit wagering handle for October equaled \$29.8M. Fiscal year to date for live wagers equaled \$25.8 million, simulcast was \$30.7 million and historical horse racing was \$3.3 billion. FYTD for advanced deposited wagers was \$111 million.</p> <p>Sports Wagering Director Hannah Simms was assigned the floor and shared that renewal applications were being reviewed. Total dollars wagered on sports for the year, which is September 2023 to October 2024 is \$2.9 billion across retail and online areas. The Kentucky excise tax total is up to \$46.1 million.</p>	
<p>III. Adjournment</p>	<p>43</p>	<p>With no other business, Chair Rabinowitz requested a motion from the Board to adjourn the October 29, 2024 special meeting. Motion by Mr. Berry and second by Mr. Worley. Meeting adjourned.</p>	<p>Chair Rabinowitz called for a vote to adjourn. Motion carried with no objections or abstentions.</p>

NOTE: The meeting materials and any amendments and/or supplements thereto, subject to any applicable exemptions, and the official Transcript are incorporated by reference as if set forth fully herein.



Andy Beshear
GOVERNOR

Jamie Eads
PRESIDENT & CEO

Jacqueline Coleman
LIEUTENANT GOVERNOR

KENTUCKY HORSE RACING & GAMING CORPORATION

Jonathan Rabinowitz
CHAIRMAN

4047 Iron Works Parkway
Lexington, KY 40511
Phone: (859) 246-2040
Fax: (859) 246-2039

TO: Kentucky Horse Racing and Gaming Corporation
FROM: Drew Conners, Director of Incentives & Development
DATE February 6, 2025
RE: **KQHPAA DEVELOPMENT FUND REQUEST PERTAINING TO REVOLUTIONARY RACING KENTUCKY, LLC's ("SANDY'S RACING & GAMING") 2025 RACE MEET**

The Kentucky Quarter Horse, Paint Horse, Appaloosa and Arabian Development Fund Advisory Committee (KQHPAA) met on December 17, 2024, and considered the following request from Sandy's Racing & Gaming for their 2025 race meet at The Red Mile.

Their race meet will consist of six race days beginning Sunday, March 16th through Tuesday, March 25th.

Pursuant to 810 KAR 7:060 Section 6, Sandy's is proposing to card purses in the range of \$10,000 to \$245,000. These KQHPAA development funds will pay an additional supplement to eligible Kentucky bred quarter horses who finish first through last in a total of 22 races during the race meet.

These projections are based on a KQHPAA Development Fund earned balance of \$4,765,500.91 as of November 22, 2024.

The KQHPAA Advisory Committee along with the Kentucky Quarter Horse Racing Association recommend approval.

KHRGC staff recommends approval.

BOARD ACTION

_____ Approve

_____ Defer

_____ Deny

SANDY'S

RACING | GAMING

November 22, 2024

Kentucky Horse Racing & Gaming Corporation (KHRGC)
Attn: KQHPAA Development Fund Advisory Committee
4047 Iron Works Pkwy.
Lexington, Kentucky 40515

Committee Members,

Sandy's Racing & Gaming has reviewed its purses for our 2025 race meet and would like to card KQHPAA Development Fund purses in the range of \$10,000 to \$245,000. We have based this request on the following information:

1. As of November 22, 2024, the current balance of the KQHPAA Development Fund is \$4,765,500.91.
2. Our 2025 race meet will consist of 6 live racing days: March 16, 17, 18, 23, 24 and 25.
3. We anticipate that KQHPAA Development Fund will make up approximately 15% of total purses. Of the requested allotment we anticipate the following payouts:
 - a. ALW: (9) @ \$10,000 and (1) @ \$15,000: approximately 43% of the allotment
 - b. MDN: (10) @ \$10,000: approximately 41% of the allotment; and
 - c. STK: (2) @ \$20,000: approximately 16% of the allotment.
4. During the race meet we anticipate similar live, simulcast and HHR earnings from 2024.

To receive KQHPAA Development Fund monies horses must be registered in accordance with KRS 230.445 and 810 KAR 7:060. Eligible races that include purse money funded by the KQHPAA Development Fund can be easily found in the condition book with a logo of a horse head and "K" next to each race or in the purse line with the word Plus monies from The KQHPAA. For registered horses entered in an eligible race, they will be paid KQHPAA Development Fund monies as follows; 60% to the winner, 20% to the second, 10% to the third, 5% to the fourth, 3% to fifth. The remaining 2% divided among the starters based on the schedule listed above. Any unearned funds in an eligible race that includes KQHPAA Development Fund money shall revert to the fund.

10775 U.S. 60, Ashland, Kentucky 41102
844.726.3971

SANDY'S

RACING | GAMING

Finish	Number of Starters									
	5	6	7	8	9	10	11	12	13	14
1st	60.00%	60.00%	60.00%	60.00%	60.00%	60.00%	60.00%	60.00%	60.00%	60.00%
2nd	20.00%	20.00%	20.00%	20.00%	20.00%	20.00%	20.00%	20.00%	20.00%	20.00%
3rd	10.00%	10.00%	10.00%	10.00%	10.00%	10.00%	10.00%	10.00%	10.00%	10.00%
4th	5.00%	5.00%	5.00%	5.00%	5.00%	5.00%	5.00%	5.00%	5.00%	5.00%
5th	3.00%	3.00%	3.00%	3.00%	3.00%	3.00%	3.00%	3.00%	3.00%	3.00%
6th		2.00%	1.00%	0.67%	0.50%	0.40%	0.34%	0.29%	0.25%	0.23%
7th			1.00%	0.67%	0.50%	0.40%	0.34%	0.29%	0.25%	0.23%
8th				0.66%	0.50%	0.40%	0.33%	0.29%	0.25%	0.22%
9th					0.50%	0.40%	0.33%	0.29%	0.25%	0.22%
10th						0.40%	0.33%	0.28%	0.25%	0.22%
11th							0.33%	0.28%	0.25%	0.22%
12th								0.28%	0.25%	0.22%
13th									0.25%	0.22%
14th										0.22%
Total	98.00%	100.00%	100.00%	100.00%	100.00%	100.00%	100.00%	100.00%	100.00%	100.00%

Example:

Date	Race	# of Starters	KQHPAA Offered				
3/18/2024	1	5	\$10,000.00				
Finish							
	1st	2nd	3rd	4th	5th		
KQHPAA Eligible	No	Yes	Yes	No	No		
Payout	\$0.00	\$5,000.00	\$3,000.00	\$0.00	\$0.00		
KQHPAA Reverts							
	\$2,000.00						

Example: Dead Heat for 1st between an eligible and non-eligible horse using the above example.

	1st	2nd	Total
KQHPAA Payout	\$0.00	\$5,000.00	\$5,000.00

----> Eligible horse would received 50% of the total.

Additionally, if a non-KQHPAA eligible horse is involved in a dead heat, those funds will revert to the fund.

For more information, please visit the following website:
https://khrc.ky.gov/newstatic_Info.aspx?static_ID=684

10775 U.S. 60, Ashland, Kentucky 41102
 844.726.3971



To check eligibility status please call the Kentucky Horse Racing and Gaming Corporation at 859-246-2040.

This request is subject to final approval of the Kentucky Horse Racing and Gaming Corporation (KHRGC).

Warmest Regards,

Terry Oliver
Racing Manager

10775 US Route 60, Ashland, KY 41102



10775 U.S. 60, Ashland, Kentucky 41102
844.726.3971



Andy Beshear
GOVERNOR

Jamie Eads
PRESIDENT & CEO

Jacqueline Coleman
LIEUTENANT GOVERNOR

KENTUCKY HORSE RACING & GAMING CORPORATION

4047 Iron Works Parkway
Lexington, KY 40511
Phone: (859) 246-2040
Fax: (859) 246-2039

Jonathan Rabinowitz
CHAIRMAN

TO: Kentucky Horse Racing and Gaming Corporation
FROM: Drew Conners, Director of Incentives & Development
DATE: February 6, 2025
RE: **2025 KTDF ALLOTMENT REQUESTS AS SUBMITTED AND APPROVED BY THE KTDF ADVISORY COMMITTEE ON 1/28/2025**

The KTDF Advisory Committee met on Tuesday, January 28, 2025, and approved the following KTDF Allotment Requests.

- 2025 Kentucky Downs' KTDF Transfer to Keeneland; and
- 2025 Keeneland's Spring KTDF Allotment Request, including a request to use \$139,095 for advertising; and
- 2025 Churchill Downs Spring KTDF Allotment Request, including a request to use \$190,500 for advertising in 2025.

A summary of all details pertaining to these requests follow this memorandum.

The KTDF Advisory Committee along with Kentucky HBPA and KTA-KTOB recommend KHRGC Board approval.

KHRGC staff recommends approval.

BOARD ACTION

_____ Approve

_____ Defer

_____ Deny

Summary of KTDF Allotment Requests at the January 28 2025, KTDF Advisory Committee Meeting

2025 Kentucky Downs' KTDF Transfer Request to Keeneland

In accordance with 810 KAR 7:030, Section 3(3)(c), Kentucky Downs ended their 2024 race meet with a KTDF surplus and has requested to transfer a total of \$1.25 million dollars in KTDF to Keeneland to be used during their 2025 spring race meet.

2025 Keeneland's Spring KTDF Allotment Request

The KTDF purse structure for Keeneland's 2025 spring race meet will consist of 15 racing days beginning Friday, April 4, 2025, and ending Saturday, April 25, 2025. For their race meet Keeneland plans to card KTDF purses in the range of \$5.75 million to \$5.95 million. Their projections are based on a KTDF earned balance of \$3,100,690 dollars at the conclusion of their 2024 fall race meet. They are also projecting additional earnings in the range of \$1.7 million to \$2 million at Keeneland-Red Mile (KRM) per their contract. Additionally, they expect earnings in the range of \$1.7 million to \$1.9 million from Oak Grove per their contract. To encourage participation during the meet, Keeneland will pay out KTDF purses through last place to all KTDF eligible horses.

To help Keeneland fund their KTDF purses while increasing the strength of the overall Kentucky Racing Circuit, they are also seeking final approval of a \$1.25 million KTDF transfer from Kentucky Downs.

In accordance with KRS.230.400, Keeneland is requesting the use of \$139,095 in KTDF to promote, enhance, improve and encourage the further and continued development of the Kentucky Thoroughbred breeding and racing industry in Kentucky.

2025 Churchill Downs' Spring KTDF Allotment Request

The KTDF purse structure for Churchill Downs' 2025 spring race meet will consist of 43 racing days beginning Saturday, April 26, 2025, and ending Sunday, June 29, 2025. For their race meet Churchill Downs plans to card KTDF purses in the range of \$13 million to \$13.5 million. Their projections are based on a KTDF earned balance of \$8.5 million by the end of April 2025. They are also projecting additional earnings totaling \$3.6 million from both Derby City Gaming, LLC ("Derby City" & "Derby City Downtown"). To encourage participation during the meet, Churchill Downs will pay out KTDF purses through last place to all KTDF eligible horses.

2025 Churchill Downs' KTDF Advertising Request

In accordance with KRS.230.400, Churchill Downs is requesting the use of \$190,500 in KTDF to promote, enhance, improve and encourage the further and continued development of the Kentucky Thoroughbred breeding and racing industry in Kentucky. These funds will be used and shared during the course of the year at their 3 race meets (Spring, September and Fall/November)



KTDF Advisory Committee
Kentucky Horse Racing Commission
4063 Ironworks Parkway
Lexington, KY 40511

January 22, 2025

Chairman O'Conner,

Kentucky Downs respectfully requests the KTDF committee approval to send \$1.25 million of KTDF monies to Keeneland Racecourse for their upcoming 2025 Spring racing season.

Thank you in advance for your assistance.

Sincerely,

Ted Nicholson
Vice President of Racing

kentuckydowns.com - 5629 Nashville Rd - Franklin, KY 42134 - (270) 586-7778



Keeneland Association, Inc.
4201 Versailles Road
Lexington, KY 40510
P.O. Box 1690
Lexington, KY 40588-1690
859 254-3412 Tel.
800 456-3412
859 288-4347 Fax
www.keeneland.com

January 23, 2025

KTDF Committee of the
Kentucky Horse Racing Commission
4047 Iron Works Parkway
Paddock Office Building
Lexington, KY 40511

Dear Committee Members:

Keeneland has reviewed our KTDF data and would like to offer approximately \$5,750,000-\$5,950,000 in KTDF money for our upcoming Fall meet.

1. We currently have a surplus of \$3,100,690 following the Fall 2024 race meeting;
2. We will conduct 15 days of live racing from April 4th through 25th on Wednesdays through Sundays (excluding Easter Sunday);
3. We anticipate KTDF funds to constitute 28.0% of total purses. Breakdown by race type below:
 - a. MSW, ALW, AOC: \$3,029,400 (51.6% of the KTDF allotment)
 - b. CL, MCL, MA, SA: \$594,700 (10.1% of the KTDF allotment)
 - c. Stakes: \$2,250,000 (38.3% of the KTDF allotment)
4. We anticipate a payout percentage of 88.0% of the KTDF carded (\$5,000,000-\$5,250,000 paid);
5. We intend to utilize \$139,095 of KTDF for advertising. Detailed materials regarding the advertising allotment are included;
6. We are projecting Keeneland-Red Mile KTDF earnings from Historical Horse Racing of approximately \$1,700,000-\$2,000,000;
7. We anticipate Oak Grove KTDF earning from Historical Horse Racing of approximately \$1,700,000-\$1,900,000 to be transferred at the conclusion of our race meeting per our contract;
8. We anticipate a KTDF transfer of \$1,250,000 from Kentucky Downs per agreement;

Keeneland remains committed to improving the on-track experience for patrons and is continuously seeking to improve ticketing, food/beverage, customer service, and promotions/events in order to grow our fanbase, and ultimately increase on-track handle. Keeneland has begun its major capital improvement project including a permanent Paddock Building, which will increase capacity and provide new dining options. The project will also update the saddling enclosure to promote horse/horsemen safety. We continue to utilize our BETologists to increase awareness and engagement with on-track fans to further drive handle.



Keeneland Association, Inc.
4201 Versailles Road
Lexington, KY 40510
P.O. Box 1690
Lexington, KY 40588 1690
859 254-3412 Tel.
800 456-3412
859 288-4347 Fax
www.keeneland.com

Keeneland will continue to pay out KTDF funds through last place. A table containing the payout percentage by field size is attached. In the event there is a dead heat for finish positions 1 thru 5, the KTDF percentage payout for each position will be aggregated and paid equally to each horse included in the dead heat. If a non-KTDF eligible horse is involved in a dead heat, those funds will revert to the fund.

We will evaluate the earnings and payout percentages several days into our race meet and may need to make adjustments if our actual earnings and payout percentages are significantly different from our assumptions.

Please contact me if you have any questions or need additional information.

Sincerely,

A handwritten signature in black ink, appearing to be "G. Bell".

Gatewood Bell
Vice President of Racing

Finish Position	# of Starters													
	1	2	3	4	5	6	7	8	9	10	11	12	13	14
1st	62.00%	62.00%	62.00%	62.00%	62.00%	61.2250%	60.4500%	59.6750%	58.9000%	58.1250%	57.3500%	56.5750%	55.8000%	55.0250%
2nd		20.00%	20.00%	20.00%	20.00%	19.7500%	19.5000%	19.2500%	19.0000%	18.7500%	18.5000%	18.2500%	18.0000%	17.7500%
3rd			10.00%	10.00%	10.00%	9.8750%	9.7500%	9.6250%	9.5000%	9.3750%	9.2500%	9.1250%	9.0000%	8.8750%
4th				5.00%	5.00%	4.9375%	4.8750%	4.8125%	4.7500%	4.6875%	4.6250%	4.5625%	4.5000%	4.4375%
5th					3.00%	2.9625%	2.9250%	2.8875%	2.8500%	2.8125%	2.7750%	2.7375%	2.7000%	2.6625%
6th						1.25%	1.25%	1.25%	1.25%	1.25%	1.25%	1.25%	1.25%	1.25%
7th							1.25%	1.25%	1.25%	1.25%	1.25%	1.25%	1.25%	1.25%
8th								1.25%	1.25%	1.25%	1.25%	1.25%	1.25%	1.25%
9th									1.25%	1.25%	1.25%	1.25%	1.25%	1.25%
10th										1.25%	1.25%	1.25%	1.25%	1.25%
11th											1.25%	1.25%	1.25%	1.25%
12th												1.25%	1.25%	1.25%
13th													1.25%	1.25%
14th														1.25%
Total :	62%	82%	92%	97%	100%	100%	100%	100%	100%	100%	100%	100%	100%	100%

Distribution %'s	
1st	62.00%
2nd	20.00%
3rd	10.00% ** after 6th thru last is paid the
4th	5.00% remainder of purse is distributed
5th	3.00% accordingly to 1st thru 5th
6th-14th	1.25% each



KTDF Advertising Request

Fall 2024 Marketing Recap

In Fall 2024, Keeneland and the KTDF partnered to invest \$122,380 in race meet marketing initiatives across a variety of industry channels. These efforts included traditional outlets such as the TDN and DRF, while also introducing innovative new initiatives, like workout videos, and offering complimentary digital programs to engage and support our fans.

Our Goals Driving These Efforts:

- **Horsemen:** Advertise stakes races, purses and KTDF purse enhancements and the overall quality of racing to drive participation in Keeneland's racing program.
- **Horseplayers:** Advertise the quality of racing and wagering opportunities to drive betting on Keeneland's racing product.



2024 Fall Meet Investment

KTDF INITIATIVES	FALL MEET INVESTMENT
TDN STAKES PROMOTIONS	\$1,880
DOWN THE STRETCH RADIO	\$2,000
HRRN	\$13,000
DRF + DRF EN ESPANOL	\$70,000
IN THE MONEY MEDIA	\$10,000
WORKOUT VIDEOS	\$16,000
FREE PROGRAM DOWNLOADS	\$9,500

Total Request: \$122,380



Fall Meet By the Numbers



\$210 M

**ALL-SOURCES
HANDLE**
SEASON RECORD



\$16.6 M

**ON-TRACK
HANDLE**



\$1.25 M

**AVERAGE DAILY
PURSES**



\$21.3 M

TOTAL PURSES PAID



\$9.6 M

STAKES PURSES
SEASON RECORD



2024 Fall Meet Highlights



FALL STARS WEEKEND

All-sources wagering opening weekend \$49.5 million
Nearly matching the 2022 record

Single-day Fall Meet record of \$22,356,693
Wagering on opening Saturday's 11-race card



RECORD BREAKING PICK 5

Broke Keeneland records twice during the Fall Meet
Besting Spring 2024 record of \$1,696, 981

Early Pick 5 pool paid a record \$2,427,483 on Oct. 9

Late Pick 5 pool paid a record \$2,801,055 on Oct. 23
Set both a Keeneland and national record for a Wednesday Pick 5, exceeding the previous record set by Del Mar in 2012.

Pick 5 carryover record \$301,895 on Oct. 23



SOLD OUT SATURDAYS

With strong crowds for all 17 race days and construction of new Paddock Building underway



COMPLIMENTARY DIGITAL PROGRAM

Powered by KTDf for the Fall Meet and downloaded 15,043 times. Offered each race day to patrons and bettors.

A 104.7% increase over Fall 2023



2025 Spring Meet Program

Keeneland is requesting a similar investment from KTDF funds to continue the momentum of the 2024 Fall advertising campaigns to promote, enhance, improve and encourage continued development of the Thoroughbred breeding industry in Kentucky.

- Continue our goals of reaching horsemen and horseplayers through with industry specific media to further emphasize the strength of the Kentucky racing product, Kentucky bred horses and the KTDF.
- Spend of no more than \$139,095 of KTDF advertising dollars in promotion of the 2025 Spring Meet.



2025 Spring Meet Budget Outline

KTDF INITIATIVES	SPRING MEET INVESTMENT
TDN STAKES PROMOTIONS	\$2,820
WORKOUT VIDEOS	\$28,175
HRRN	\$17,000
FREE PROGRAM DOWNLOADS	\$9,500
DOWN THE STRETCH RADIO	\$1,600
IN THE MONEY MEDIA	\$10,000
DRF + DRF EN ESPANOL	\$70,000

Total Request: \$139,095



2025 Spring Meet Increases



STAKES SCHEDULE ADVERTISING | \$2,820 SPRING MEET

Advertise stakes races, nomination deadlines, purse enhancements, and other highlights of the Spring Meet to attract horsemen and horses to race in Kentucky, including an additional promotion for the Early Nomination Deadline.



WORKOUT VIDEOS | \$28,175 JANUARY - JULY

Due to the popularity of workout videos, Keeneland will continue to make workouts available on both the Keeneland and KTDF websites from January 2025 through July 2025, with a request for an additional 6 months during the Fall KTDF meeting. This strengthens Kentucky's established program, expands to Keeneland with KTDF recognition, and draws increased bettor interest in Kentucky racing participants.



HORSE RACING RADIO NETWORK | \$17,000 SPRING MEET

Digital and radio campaign focused on promoting Keeneland racing and wagering, along with a continued series showcasing Kentucky-bred Keeneland sales graduates during three major racing weekends: the Blue Grass Stakes, Kentucky Derby, and Belmont Stakes.



2025 Continued Initiatives



COMPLIMENTARY DIGITAL PROGRAM

Continue offering complimentary downloadable Equibase past performances to both new and advanced bettors, providing access to more data and driving overall betting interest at Keeneland, with promotions for the digital program including "powered by KTDF."



DOWN THE STRETCH MEDIA

"Keeneland Report" segment on Sirius XM, featuring racing and handicapping analysis each Saturday, with 4 Spring shows scheduled.



IN THE MONEY MEDIA

Players Podcast sponsorship and custom segments, along with accompanying online articles, will promote the quality of the wagering product at Keeneland to drive increased bettor interest in Kentucky racing.



DRF ADVERTISING CAMPAIGN

Dedicated Print and Digital advertising to promote Keeneland's wagering product to horsemen and bettors



DRF EN ESPAÑOL

Live Spanish video coverage, content and analysis throughout the Spring Meet



Thank You!





January 28, 2025

KTDF Advisory Committee of the
Kentucky Horse Racing Commission
4063 Iron Works Parkway
Building B
Lexington, Kentucky 40511

Committee Members:

Churchill Downs has reviewed its purses and would like to card KTDF purses in the range of \$13.0 million to \$13.5 million for our upcoming Spring Meet. We have based the range on the following information:

1. At the end of April 2025, Churchill Downs is projecting an ending KTDF earned balance of \$8.5 million.
2. Our 2025 Spring Meet will consist of 43 racing days beginning Saturday, April 26th and ending Sunday, June 29th. We are projecting additional earnings of \$3.6 million by the end of June. The primary driver is the KTDF earned from pari-mutuel wagering from Derby City Gaming LLC ("Derby City") and Derby City Gaming Downtown ("Derby City Downtown") from the beginning of May 2025 through the end of the Spring Meet.
3. We anticipate that KTDF will be approximately 21% of total purses. Of the requested KTDF allotment, we anticipate the following payouts:
 - a. ALW, AOC, SMSW, MDN: approximately 61% of the KTDF allotment
 - b. BCL, CLM, MCL, STR, WMC: approximately 11% of the KTDF allotment; and
 - c. Stakes: approximately 28% of the KTDF allotment
4. For Spring 2025, we are assuming a KTDF payout percentage of 86.5% with anticipated KTDF disbursements of \$11.5 million which is \$1.0 million higher than the \$10.5 million paid during the Spring 2024 Meet. The driver of higher purses paid is additional KTDF added to Stakes races during the spring meet.
5. To encourage participation during the Spring Meet, we are again planning to pay KTDF purses from first to last to all eligible horses.

Please contact either of us should you have any questions or need additional information.

Sincerely,

Ben Huffman
Vice President, Racing & Racing Secretary

Philip Forbis
Vice President, Finance



January 28, 2025

KTDF Advisory Committee of the Kentucky Horse Racing and Gaming Corporation
 4063 Iron Works Parkway
 Building B
 Lexington, Kentucky 40511

Committee Members:

The following information will be included in Churchill Downs' 2025 Spring Condition Book related to the Kentucky Thoroughbred Development Fund (KTDF).

**CHURCHILL DOWNS RACE TRACK
 KENTUCKY THOROUGHBRED DEVELOPMENT FUND (KTDF)
 ALLOCATION OF FUND BASED ON NUMBER OF STARTERS AND FINISH**

For those horses that are registered and eligible according to the condition listed above, fund monies will be divided as follows: 60% to the winner, 20% to the second, 10% to the third, 5% to the fourth, and 3% to the fifth and the remaining 2% to be allocated among sixth through last based on the schedule below.

Finish	Number of Starters										
	5	6	7	8	9	10	11	12	13	14	
1st	60.00%	60.00%	60.00%	60.00%	60.00%	60.00%	60.00%	60.00%	60.00%	60.00%	60.00%
2nd	20.00%	20.00%	20.00%	20.00%	20.00%	20.00%	20.00%	20.00%	20.00%	20.00%	20.00%
3rd	10.00%	10.00%	10.00%	10.00%	10.00%	10.00%	10.00%	10.00%	10.00%	10.00%	10.00%
4th	5.00%	5.00%	5.00%	5.00%	5.00%	5.00%	5.00%	5.00%	5.00%	5.00%	5.00%
5th	3.00%	3.00%	3.00%	3.00%	3.00%	3.00%	3.00%	3.00%	3.00%	3.00%	3.00%
6th		2.00%	1.00%	0.67%	0.50%	0.40%	0.34%	0.29%	0.25%	0.23%	
7th			1.00%	0.67%	0.50%	0.40%	0.34%	0.29%	0.25%	0.23%	
8th				0.66%	0.50%	0.40%	0.33%	0.29%	0.25%	0.22%	
9th					0.50%	0.40%	0.33%	0.29%	0.25%	0.22%	
10th						0.40%	0.33%	0.28%	0.25%	0.22%	
11th							0.33%	0.28%	0.25%	0.22%	
12th								0.28%	0.25%	0.22%	
13th									0.25%	0.22%	
14th										0.22%	
Total	98.00%	100.00%	100.00%	100.00%	100.00%	100.00%	100.00%	100.00%	100.00%	100.00%	100.00%



CHURCHILL DOWNS

Example:

Date	Race	# of Starters	KTDF Offered										
6/25/2017	10	11	\$7,400.00										
			Finish										
			1st	2nd	3rd	4th	5th	6th	7th	8th	9th	10th	11th
KTDF:	Eligible	Yes	Yes	Yes	Yes	Yes	Yes	Yes	No	Yes	Yes	Yes	Yes
	Payout	\$4,440.00	\$1,480.00	\$740.00	\$370.00	\$222.00	\$25.16	\$25.16	\$0.00	\$24.42	\$24.42	\$24.42	\$24.42
			KTDF Reverts										
			\$24.42										

Example: Dead Heat for 2nd between an eligible and non-eligible horse using the above example.

	2nd	3rd	Total	
KTDF:				
Payout	\$1,480.00	\$740.00	\$2,220.00	---> Eligible horse would receive 50% of the Total for 2nd and 3rd place
		KTDF Payout		
		\$1,110.00		
		KTDF Reverts		
		\$1,110.00		

THE KENTUCKY THOROUGHBRED DEVELOPMENT FUND (KTDF)

Given several years of robust business during the period beginning 2019 through December 2024, the state-of-the-art historical racing machines at nearby Derby City Gaming and Derby City Gaming Downtown have generated KTDF for horsemen with Kentucky-sired Kentucky-breds to run for in designated stakes, handicap, allowance, non-claiming maiden races, and allowance optional claiming races with a claiming price of not less than twenty-five thousand dollars (\$25,000) contested at Churchill Downs Racetrack. Continuing in Spring 2025, Churchill Downs Racetrack will offer KTDF money on all claiming races.

Eligible races can be readily recognized in the stakes and condition books by the Kentucky Thoroughbred Development Fund seal, which will appear next to each race in the stakes and condition books.

In accordance with KRS 230.400(5) (d), it is mandatory for a horse to be registered prior to time of entry to be eligible to participate in the distribution of Kentucky Thoroughbred Development Fund monies. Registration is only complete once the application is approved and payment has been received.

All horses of racing age that are both Kentucky-bred and sired by a Kentucky stallion which stood in Kentucky the entire breeding season the year the horse was conceived are eligible to be registered. Owners of horses of racing age are responsible for registering their horses. Stallion owners are responsible for registering their stallions.

Registration applications may be obtained from the official registrar, the Kentucky Thoroughbred Owners and Breeders, by contacting:

Mrs. Jenny McGaughey, Registrar
 Kentucky Thoroughbred Owners and Breeders



CHURCHILL DOWNS

4079 Iron Works Parkway
Lexington, Kentucky 40511
Phone: **859-259-1643**
Mobile: **859-361-6002**

Registration may be completed online at www.kta-ktob.com. The Horse Identifier can check registration status of a horse.

For those horses that are registered and eligible according to the conditions listed above, fund monies will be divided as follows:

- 60%.....to the winner
- 20%.....to second
- 10%.....to third
- 5%.....to fourth
- 3%.....to fifth

Remaining 2% divided among the starters based on the schedule listed above.

Unearned fund monies revert to the Kentucky Thoroughbred Development Fund. Additionally, if a non-KTDF eligible horse is involved in a dead heat, those funds will revert to the fund.

PLEASE NOTE: ALL KTDF PURSE ALLOTMENTS CONTAINED HEREIN ARE SUBJECT TO KHRGC APPROVAL.

If you have any questions or need additional information, please reach out to me or Ben Huffman.

Sincerely,

Phil Forbis
Vice President, Finance
Churchill Downs Race Track
700 Central Avenue
Louisville, KY 40208
Office: 502-394-1094
Cell: 502-445-2352
Philip.Forbis@kyderby.com

Ben Huffman
Vice President, Racing & Racing Secretary
Churchill Downs Race Track
700 Central Avenue
Louisville, KY 40208
Office: 502-638-3820
Fax: 800-928-3372
ben.huffman@kyderby.com

Churchill Downs KTDF Advertising

2025



2024 Racing Marketing Recap

- In 2024, CDRT spent over \$175,000 in racing marketing initiatives through various industry channels
- Continued success with vendors like Horse Racing Nation, Racing with Bruno Workout Videos and the In The Money Podcast churning out very positive results
- Ads advertised stakes races, stall applications, purse enhancements and other highlights of the racing program in an effort to attract new horsemen and new horses to Kentucky and to build awareness of Kentucky's racing and breeding industries
- Included KTDF call out and logo on all print and digital ads
- Created "Winner's Blankets" for Kentucky stake race winners in races with KTDF dollars

Churchill Downs racing advertisement. The top part shows a horse race in progress with jockeys on horses. The bottom part is a green circular graphic with white text. The text reads: 'RACING RETURNS with over \$24M in purse money awarded. The purses the Kentucky-breds are now running for matches how dominant they are. - Steve Asmussen, Trainer. SEPTEMBER MEET Sept. 14 - Oct. 1. FALL MEET Oct. 29 - Nov. 26. CHURCHILL DOWNS HOME OF THE KENTUCKY DERBY. PURSES POWERED BY THE KENTUCKY THOROUGHBRED DEVELOPMENT FUND.'

RACING RETURNS
with over \$24M in purse
money awarded

*The purses the Kentucky-breds
are now running for matches how
dominant they are.*
- Steve Asmussen, Trainer

SEPTEMBER MEET
Sept. 14 - Oct. 1

FALL MEET
Oct. 29 - Nov. 26

CHURCHILL DOWNS
HOME OF THE KENTUCKY DERBY

PURSES POWERED BY THE KENTUCKY
THOROUGHBRED DEVELOPMENT FUND



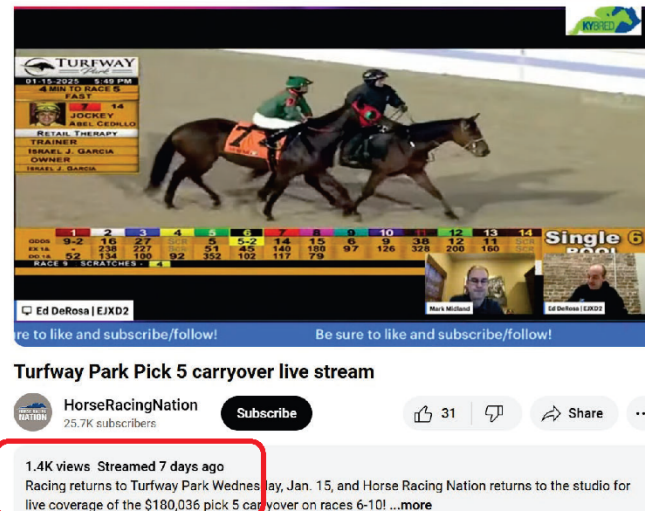
2025 KTDF Advertising Goals

- We will deploy very similar tactics to that of 2024
- Leaning into the horseplayer and horse owner experience through the video workouts
- Driving visibility and interest in Kentucky racing and breeding through various industry partnerships to promote Churchill Downs' racing product
- Continue to advertise Churchill Downs' Stakes races through industry media to attract horsemen to race at Churchill Downs
- Spend of no more than \$200,000 of KTDF advertising dollars for Churchill Downs during 2025
- All advertisements will continue to either mention the KTDF and its contributions if via radio or podcast or display the KTDF logo if in print or digital




2025 Continued Initiatives

- Horse Racing Nation
 - Digital marketing campaign focused on bringing awareness to Churchill Downs racing, keeping Kentucky racing “front of mind”
 - Banner ads, social media, email pushes about Churchill racing.
- Weekly Fair Odds pieces
 - 39 Fair Odds during 2024 written pieces delivered over 149,000 views
- Increased traffic on entries and results pages – over 2.6mil views of CDRT, Ellis and Turfway combined
- Handicapping livestream once a week at Turfway, generating over 1,000 views per stream, plan to continue at Churchill Downs.



Workout Video Results

- Positive response from horsemen about the videos
 - Director of Equine Industry Relations received numerous calls, emails and texts
- Horseplayers are responding positively to the increased visibility into training helping them better formulate opinions for wagering
- Delivered over 100,000 visits to the KTA website from 32,000 unique visitors
 - Spent an average 6 minutes on the site viewing workouts
- Have added a third camera person to help capture more videos and will be covering Turfway Park during the wintertime



2025 Budget Outline

- Racing Office and Recruitment is the traditional advertisements within industry publications like TDN and Bloodhorse that promote stakes schedule information and race closings
- Steve Byk onsite in June and September as well as promotion on his broadcast throughout the year
- Continued coverage and similar spend as 2024 for the remaining outlets

2025 Proposed Spend	
Racing Office / Horsemen Recruitment	\$ 65,000
Steve Byk	\$ 15,000
Horse Racing Nation	\$ 40,000
In the Money Media	\$ 15,000
ESPN Louisville Radio	\$ 10,000
Workout Video Production	\$ 40,500
Stakes Blankets	\$ 5,000
Total	\$ 190,500





Andy Beshear
GOVERNOR

Jamie Eads
PRESIDENT & CEO

Jacqueline Coleman
LIEUTENANT GOVERNOR

KENTUCKY HORSE RACING & GAMING CORPORATION

Jonathan Rabinowitz
CHAIRMAN

4047 Iron Works Parkway
Lexington, KY 40511
Phone: (859) 246-2040
Fax: (859) 246-2039

TO: Kentucky Horse Racing and Gaming Corporation
FROM: Drew Conners, Director of Incentives & Development
DATE: February 6, 2025
RE: **RATIFICATION OF PRESIDENT EADS' APPROVAL OF CHURCHILL DOWNS, LLC'S BACKSIDE IMPROVEMENT REQUEST**

The Corporation received the enclosed letter from Churchill Downs on January 24, 2025, seeking permission to use Backside Improvement Funds for the following:

- Backside Announcement Audio (\$154,351)
- Main Clocker Stand Rebuild (\$47,840)
- Asphalt Repairs Backside (\$27,950)
- Backside Learning Center Flooring (\$17,282)
- Test Barn Manure Pit Modification (\$10,430)

Total Cost: \$254,853

The Kentucky Thoroughbred Association (“KTA”) / Kentucky Thoroughbred Owners and Breeders (“KTOB”), and the Kentucky Horsemen’s Benevolent and Protective Association (“KYHBPA”) were all contacted prior to President Eads’ final approval. The KHRGC confirms the project meets the statutory and regulatory requirements of KRS 230.3615 & 810 KAR 7:010. Funding is available. KHRGC staff will inspect the installation once the project is complete. All invoices, photographs and communication will remain on file at the KHRGC Offices for Corporation review.

Due to the time constraint of the request, President Eads granted conditional approval of the proposed Backside Improvement Fund Request.

KHRGC staff recommends ratification of President Eads' approval.

BOARD ACTION

_____ Ratify
_____ Defer
_____ Deny

@kyhorseracing | KHRC.KY.GOV

An Equal Opportunity Employer M/F/D





January 24, 2025

Ms. Jamie Eads
Chief Executive Officer
Kentucky Horse Racing and Gaming Corporation
4063 Ironworks Parkway, Building B
Lexington, KY 40511
jamie.eads@khrc.ky.gov
(859) 246-2040

Re: **Application for Approval of Backside Improvement Fund Projects**

Dear Ms. Eads,

Churchill Downs Racetrack (CDRT) is requesting to use Backside Improvement Funds to replace the Churchill Downs Backside announcement audio system, rebuild the main clocker stand, repair roads on the Backside, modify the test barn manure pit, and replace the flooring of the Backside Learning Center. The estimated cost of the improvements is \$254,853. A breakdown of costs are as follows:

- Backside Announcement Audio- \$154,351
- Main Clocker Stand Rebuild- \$47,840
- Asphalt Repairs Backside- \$24,950
- Backside Learning Center Flooring- \$17,282
- Test Barn Manure Pit Modification- \$10,430

Defined project scope and bids from suppliers are attached. Additional bids will be collected prior to the awarding of the bid and commencement of work.

If approved, CDRT will submit the invoices to the Kentucky Horse Racing and Gaming Corporation for reimbursement after the work has been completed.

Regards,

Mike Ziegler
General Manager & Senior Vice President
Churchill Downs Racetrack
700 Central Ave.
Louisville, KY 40208
Office: (502) 394-1137

Enclosure: Project Estimates



FOR THE CONSIDERATION OF:



Date: 10/28/2024

ATTN: Randy Garrett

Henderson Services, LLC proposes to furnish all necessary labor, supervision, materials, tools and equipment for the installation of the work for the above referenced project, as detailed herein, for the lump sum price of:

One Hundred Thirty Six Thousand Six Hundred Twelve Dollars and No Cents.....\$ 136,612.00

SCOPE OF WORK – Backside PA Upgrade

- Furnish and install (12,000') of 2-pair outdoor unshielded speaker cable.
- Install (40) owner supplied PA speakers.
- Furnish and install new Nema3r junction boxes with terminal strips as needed throughout the PA system for terminations.
- Install owner provided equipment rack, amps, and power in new PA headend location.
- Furnish and install new pole hardware as needed for new pathways.
- Assist in commissioning and start-up.
- Remove old speakers and wiring and dispose.

JOB SPECIFIC DETAILS

- Lift rental is included.
- Price reflects scope of work to be performed Monday- Friday, 7am to 3:30pm
- Henderson Services, LLC is constantly monitoring and evaluating existing and potential measures being taken by government, companies, and individuals due to COVID-19, and potential impacts from the same. Please be advised the possibility of potential delays in material and equipment deliveries due to manufacturer shutdowns and possible manpower shortages which are out of our control due to the economic environment.

EXCLUSIONS

- No Electrical Permit or inspection fees are included in this proposal.
- Programming and system settings by owner.
- No new utility poles.

TERMS:

- It is our policy that we will schedule a project commencement as soon as practical for Henderson Services and the client. However, we request the client to return a signed copy of the acceptance of the project and, at a minimum, a purchase order number before the



beginning of the project.

- This proposal is based on the pricing of materials at the time of estimate. Because of the volatile commodities market, the pricing of the materials may need to be adjusted to compensate for unforeseen increases if not accepted within thirty-(30) days of the above date.
- All invoices being paid by credit card will be subject to an additional 3% for Visa/Master Card and 7% for American Express on the total cost of the work effort.

We appreciate the opportunity in providing you with this proposal and look forward to working with you. If there are any questions, please feel free to contact me at any time.

From: **Henderson Services**
Troy Vandiver - Project Manager
tvandiver@henderson-services.com
502.741.1040



Government, Education, and Corporate Department

For Pricing Requests, Purchase Orders, and Customer Service:

Phone: 800-947-8003 212-239-7503	Fax: 800-858-5517 212-239-7759	Email: Education: emailbids@bhphoto.com Corporate: corporatesales@bhphoto.com	Fed Gov: federalsales@bhphoto.com State and Local: biddept@bhphoto.com
---	---	---	--

The Professional's Source

420 Ninth Avenue, New York City, NY 10001 • www.bhphotovideo.com

Prices Are Valid Until:

02/15/25

Quote No.: 909705813

Sold To: Sandee Mertz
Churchill Downs Inc
600 N Hurstbourne Pkwy
Ste 400
Attn: Accounts Payable
LOUISVILLE, KY 40222

Ship To:
Churchill Downs Inc
700 Central Ave
LOUISVILLE, KY 40208

Bill Phone: (502)636-4400
Work Phone: (502)638-3873
Fax Phone: (502)638-3908

(502)636-4400

Date	Customer Code	Terms	Salesperson	Ship Via		
01/15/25	45159382	N/A	E45	MULTIPLE		
1	4	ELECTRO-VOICE PA2400T 2x 430w/4ohms 70/100v PWR A/REG		ELPA2400T (F.01U.120.173)	899.00	3,596.00
		Instant Savings 250.00 \$250.00 Instant Savings Exp. 02/21/25				
		This item currently has a price of \$899.00 while supplies last. Temporarily Out of Stock. More on the Way				
3	10	ELECTRO-VOICE C4.2 4" COAXIAL SPEAKER (PAIR)/REG		ELC42 (F.01U.117.585)	248.84	2,488.40
		Temporarily Out of Stock. More on the Way				
4	1	TRIPP-LITE 9U WIDE WALLMOUNT RACK f/CBL MANAGEMNT/REG		TRSRW9UDPVRT (SRW9UDPVRT)	589.40	589.40
		Special Order. 7-14 Business Days				
5	1	ROLLS MX310 MorMic 3-CH XLR MIC MIXER/REG		ROMX310 (MX310)	90.72	90.72
		In Stock - while supplies last.				

Continued on Next Page ...

Customer Copy

Page 1 of 2



Government, Education, and Corporate Department

For Pricing Requests, Purchase Orders, and Customer Service:

Phone: **800-947-8003**
212-239-7503

Fax: **800-858-5517**
212-239-7759

Email: Education: emailbids@bhphoto.com Fed Gov: federalsales@bhphoto.com
Corporate: corporatesales@bhphoto.com State and Local: biddept@bhphoto.com

The Professional's Source

420 Ninth Avenue, New York City, NY 10001 • www.bhphotovideo.com

Quote No.: 909705813

Date	Customer Code	Terms	Salesperson	Ship Via
01/15/25	45159382	N/A	Sism	MULTIPLE
6	36	JBL 30 WATT PAGING HORN (4 IN MASTERPACK)/REG		JBCSSH30 (CSS-H30)
		Temporarily Out of Stock. More on the Way		115.00
				4,140.00
PLEASE NOTE: ----- **** Please reference your quote number on all PO's **** **** ALL PRICES ARE LISTED IN USD ****				
NO PAYMENT TYPE SELECTED				Sub-Total: 10,904.52
				Shipping: Free STND
				Tax: 654.27
				Total: 11,558.79

Customer Copy

Page 2 of 2

Churchill Downs Backside PA Buld/Install 2025 - Proposal



10515 Leven Blvd
Louisville, KY 40229

502.387.0420

UlrichGroupKY@gmail.com

CD Purchase Order No.

UG Proposal Date: October 7, 2024

UG Invoice No. 1237471

Contact: Randy Garrett/Keith Wetzler
Churchill Downs

Address: 700 Central Avenue
Louisville, KY 40208

Phone: 502.638.3845

E-mail: randy.garrett@KyDerby.com

Fax:

Project: Build and Install PA Equipment Backside 2025

Project Report: Submit to CD Director of Engineer upon completion

Project pricing does not include repairs if needed. Required repairs identified and reported to Director of Engineering

Project Start: To Be Determined by CD Director of Engineering

Project Team: Project Engineer/Manager, Project Technical Specialist

Cost	Unit	Cost Per Hour	Amount
Churchill Downs			
Build and Install PA System Support Backside			
Day 1 - Project Team Remove Outdated Wiring	8	137.00 \$	1,096.00
Day 2 - Project Team Install Rack and Equipment	8	137.00 \$	1,096.00
Day 3 - Project Team Install Rack and Equipment	8	137.00 \$	1,096.00
Day 4 - Project Team Install Cabels for Microphones	8	137.00 \$	1,096.00
Day 5 - Project Team Setup and system Test	8	137.00 \$	1,096.00
		\$	-
		\$	-
Materials for Backside PA			\$350.00
	Invoice Subtotal	\$	5,830.00
	Sales Tax		
	Other		
	Deposit Received		
	TOTAL	\$	5,830.00

Stephen Ulrich DBA Ulrich Group

Due Upon Receipt

Thank for your business!

Mailing Address: 10515 Leven Blvd. Louisville, KY 40229

Email Address: UlrichGroupKY@gmail.com

Phone: 502.387.0420



ICRC Contracting
 310 W Oak St.
 Louisville, KY 40203

12/4/2024

Customer:
 Churchill Downs
 700 Central Ave.
 Louisville, KY 40208

ESTIMATE
 (Clocker's Stand Demolition and Rebuild)

Tear down entire wooden structure of Clocker's stand and properly dispose	\$36,443.00
Completely rebuild to code aforementioned structure utilizing exact layout and design except a slight modification to the ground floor platform by adding ramp all the way across	
Pressure-treated lumber will be used, and secured by wood-to-wood deck screens	
Hand rails will be built with composite deck boards	
Stairs steps to be fitted with anti-slip stair treads	
5" gutters and downspouts will be installed on elevation that requires it	
Labor, materials, and applicable taxes included	

TOTAL COST: \$36,443.00

PLEASE NOTE

Identical structure mentioned above, fully built with composite materials will cost	\$47,840.00
--	-------------



6931 Atkins Road, Floyds Knobs, Indiana
Office: 812-944-8942

1/22/2025

(502) 468-0805
Churchill Downs
600 N. Hurstbourne Pkwy #400
Louisville KY 40222
United States

QT-15933

Project Info:
CHURCHILL
Stable Patching 2025
CHURCHILL
700 Central Ave
Louisville KY 40208
United States
Rep: Griffin Libs

*We are happy to present to you the following proposal for work to be performed.
If you have any questions, please do not hesitate to contact us. Thank you!*

Asphalt Milling Repairs - Stable Area

1. The area(s) under consideration comprises approx. **7,200** square feet located in **34** area(s).
2. Our firm will mill / edge key your pavement to the approx. depth of **2** inches.
3. All repairs will be shaped symmetrically where possible.
4. Millings and debris will be removed from job site and hauled to proper recycling facility. Work area will then be swept and cleaned.
5. Then we will install **2** inches of compacted thickness surface asphalt.

Total price for this service: \$24,950.00



Contract Payment Terms and Conditions

1. **Warranty:** We guarantee all work against defects in materials and workmanship for a period of (1) year from date of installation. We do not guarantee against puddling where existing slope is less than 2%. We do not guarantee against reflective cracking and dry weather cracking.
2. **Exclusions:** Survey layout, traffic loops, permits, fees, testing, underground locates of utilities on private property, adjustment or relocation of existing utilities, scale or predetermined wage.
3. ***Price based on current price of liquid asphalt. If price of liquid asphalt changes, we reserve the right to change our price accordingly.**
4. The following terms and conditions are between Libs Paving Company, Inc. (aka the contractor) and the person, company, or agent who executes the proposal (aka the customer).
5. The customer agrees to pay the contractor within the specified time period designated in the proposal. Any amounts past due, after 30 days from the invoice date, are subject to a 1.5% per month late charge. By signing this contract, the customer acknowledges this charge may be incurred. If full payment, including late charge, have not been received within 60 days, the account will be turned over to a collection agency. At this point, the customer agrees to pay for all collection fees (attorney costs, court costs, any other collection cost incurred by the contractor).
6. The contractor will provide price protection, for this proposal, for 30 days from the date on the proposal.
7. The contractor will typically arrive to the project site no later than 7:00 am, unless otherwise discussed with customer. It is the responsibility of the customer to notify tenants, postal service, garbage service, landscapers, etc. of the proposed work dates and times. The contractor recommends that a towing service be on-site, or on stand-by, to relocate any vehicles in the work area at start time. Should the contractor be delayed more than 1 hour, additional fees may be incurred for down time. The customer is required to contact all service providers in the event that the work is re-scheduled.
8. **Sprinklers** should be off 24 hours prior and 24 hours after service. Avoid lawn cutting during this same period of time.
9. While performing the contracted work, if the contractor encounters "soft" sub base material, the contractor will notify the customer of the issue encountered and provide an estimated cost of repairs. If the customer declines the corrective work and directs the contractor to proceed with original scope of work, the contractor shall not be held responsible for the structural integrity of that area and the warranty will be voided.
10. If unsuitable or hazardous materials are encountered and deemed by contractor undeliverable to contracted waste facility, the materials will be transported to the proper waste facility. The customer agrees to pay for any additional dump fee and trucking costs.
11. When paving handicap parking areas and ramps, the contractor will pave per existing elevations and conditions, unless otherwise specified in the proposal.
12. The contractor will not be responsible for any standing water in areas with fixed structures, or where the existing slope is less than 2%.
13. Libs Paving will only replace existing speed bumps, or install new speed bumps if specified in the proposal.
14. The contractor will not be responsible for any damages to new asphalt, concrete, or sealcoating which may be caused by footprints, graffiti, tire tracks, or loads in excess of design capacity.
15. The contractor will not be responsible for any delays in construction due to weather, natural disasters, delays in transportation, fuel or raw material shortage, plant failures, or any other circumstance that is out of our control.
16. Work specified in the proposal requires the use of heavy trucks and equipment. The contractor will not be held responsible for repair or replacement of existing structures or utilities damaged by heavy equipment necessary to complete the job.
17. When driving on your newly paved or sealed surface, the contractor encourages the customer to keep their vehicle(s) in motion when turning their wheels. "Scuffing" and "turn marks" are not considered warranty work. These marks will blend in time with the rest of the surface.
18. When re-painting existing parking bumpers or concrete curbing, we recommend hydro / sand blasting prior to re-painting. This is the only way to ensure proper bonding and to prevent "flaking".
19. The contractor will re-stripe parking lots per existing layout unless specified in the proposal.
20. Where applicable - "Alligator" or "spider web" areas or areas of failed asphalt will not receive crack filler.

Price Breakdown: CHURCHILL



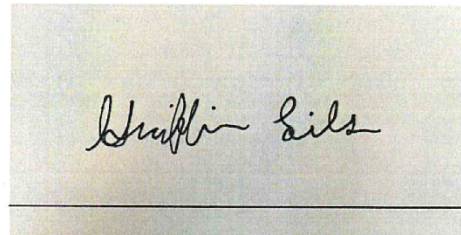
Please find the following breakdown of all services we have provided in this proposal. This proposal originated on 1/22/2025. Quote Number: QT-15933

Item	Description	
2	Asphalt Milling Repairs - Stable Area	\$24,950.00
Total:		\$24,950.00

Authorization to Proceed & Contract

1. By Signing I agree to all contract terms & conditions and scope of work outlined in this proposal.
2. I understand that if any additional work is required different than stated in this proposal/contract there will be additional charges.

Date: _____



CHURCHILL
Churchill Downs 600 N. Hurstbourne Pkwy #400
Louisville KY 40222 United States
james.richardson@kyderby.com
C: (502) 468-0805

Griffin Libs
griffin@libspaving.com
C: (812) 786-6464
Libs Paving Company, Inc.
6931 Atkins Road
Floyds Knobs, IN 47119
P: 812-944-8942
F: 812-949-2806
<http://www.libspaving.com>



ICRC Contracting
 310 W Oak St.
 Louisville, KY 40203

12/21/2024

Customer:
 Churchill Downs
 700 Central Ave.
 Louisville, KY 40208

ESTIMATE
 (Backside Learning Center)

Remove existing counters and cabinets, and dispose	\$7,880.00
Knock down cinder block wall and install new door on designated room	
Install approximately 3200 sq ft (w/ 10% waste factor) of laminate floor on entire interior of Learning Center	
Remove existing rubber baseboards, and dispose; install new rubber baseboards	
LABOR ONLY	

PLEASE NOTE: Contents manipulation is the responsibility of Learning Center and staff. Dumpster for disposal to be paid for by CDRT

TOTAL: \$7,880.00



ICRC Contracting
310 W Oak St.
Louisville, KY 40203

1/23/2025

Customer:
Churchill Downs
700 Central Ave.
Louisville, KY 40208

ESTIMATE

(Learning Center Flooring Material)

Laminate flooring (3200 sq ft)	\$7,520.00
Rubber molding (800 ft)	\$760.00
Accessories	\$250.00

SUB TOTAL: \$8,530.00

TAX: \$511.80

TOTAL: \$9,401.80



Proposal
PREPARED FOR

Churchill Downs Backside Stables
Longfield Ave
Louisville, KY, 40214

PREPARED DATE
December 5, 2024

EXP. DATE
30 days from
proposal date

Inland Pools & Construction is pleased to offer you a proposal for the following scope of work:
<ul style="list-style-type: none">• Saw cut and tear out end of manure bend• Cut off wall flush with pavement, form and pour opposite end of manure bend using 3/8 steel epoxy into existing structure, form and pour• Haul debris offsite and dispose
\$5,325

Raatz Fence Company

3050 Element Lane
PO Box 99483
Louisville, KY 40299
Phone (502) 267-6307
Fax (502) 266-6756
www.raatzfence.com

November 27, 2024

Churchill Downs
Attn: Steve Hargrave
600 N Hurstbourne Pkwy, Suite 400
Louisville, KY 40222
502.541.8818
steveh@kyderby.com

Page 1 of 1

Detention Barn Perimeter Fence

- Approximately 105' of 8' Tall, 8 Gauge, Green Vinyl Coated Chain Link.
- 3" Terminal and Corner Post SS40, 2-1/2" Line Post SS40, 1-5/8" Top Rail and Corner Bracing SS20, Tension Wire on Bottom
- Post will be set through soil in concrete footers.
- Tear out and remove approximately 105'

Total Charges Installed with SS40 Post: \$5,105.00

If you have any questions on this proposal, please call me at 267-6307.

Conditions: Customer hereby assumes full responsibility for the location of the line upon which said materials are to be installed and locate any and all underground cables or pipes and customer agrees to defend, hold harmless, and indemnify installer and Raatz Fence Co. from and against all claims or loss arising out of the location of said fence material on the line specified by customer. All warranties void on account past 30 days.

Raatz Fence Co. reserves the right to make additional charges to the customer in the event unusual ground conditions, such as rock formation, impede the installation herein described. Such charges shall be based on actual additional labor required.

All prices are guaranteed for 20 days from date of estimate.

All signed contracts to be accompanied by a deposit of one half of the total contract.

The above prices, specifications and conditions are satisfactory and are hereby accepted. You are authorized to do the work as specified.

Keith Baisch

Raatz Fence Co. Representative

Customer Signature

Date



Andy Beshear
GOVERNOR

Jamie Eads
PRESIDENT & CEO

Jacqueline Coleman
LIEUTENANT GOVERNOR

KENTUCKY HORSE RACING & GAMING CORPORATION

4047 Iron Works Parkway
Lexington, KY 40511
Phone: (859) 246-2040
Fax: (859) 246-2039

Jonathan Rabinowitz
CHAIRMAN

TO: Kentucky Horse Racing and Gaming Corporation
FROM: Drew Conners, Director of Incentives & Development
DATE: February 6, 2025
RE: **BACKSIDE IMPROVEMENT REQUEST – KEENELAND ASSOCIATION, INC.**

The Corporation received the enclosed letter from Keeneland on January 23, 2025, seeking permission to use Backside Improvement Funds for a new laundry facility at the Thoroughbred Training Facility.

- Laundry Facility (\$131,801.80)
- Septic & Grading (\$15,140.00)

Total Cost: \$146,942

The KHRGC confirms the project meets the statutory and regulatory requirements of KRS 230.3615 & 810 KAR 7:010. Funding is available. KHRGC staff will inspect the installation once the project is complete. All invoices, photographs and communication will remain on file at the KHRGC Offices for Corporation review.

The Kentucky Thoroughbred Association (“KTA”) / Kentucky Thoroughbred Owners and Breeders (“KTOB”), and the Kentucky Horsemen’s Benevolent and Protective Association (“KYHBPA”) recommend approval of this request.

KHRGC staff recommends approval.

BOARD ACTION

_____ Approve
_____ Defer
_____ Deny



Keeneland Association, Inc.
4201 Versailles Road
Lexington, KY 40510
P.O. Box 1690
Lexington, KY 40588-1690
859 254-3412 Tel.
800 456-3412
859 288-4347 Fax
www.keeneland.com

January 23, 2025

Mr. Drew Conners
Director of Incentives and Development
Kentucky Horse Racing & Gaming Corporation
4047 Iron Works Parkway
Paddock Office Building
Lexington, KY 40511

Dear Drew,

Enclosed please find a schedule of proposed backside improvements requested by Keeneland Association pursuant to your administration of the Backside Improvement Fund (KRS 230.218). All of these expenditures are to improve conditions of the backside for Keeneland Association and its training facilities. We have supplied itemized estimates.

Keeneland currently has \$494,812.20 in available funds contributed to the Backside Improvement Fund. We would like to request pre-approval for \$146,942 for the projects enclosed and be allowed to have some discretion with when they are completed and the amount allocated to each project. When we seek reimbursement upon completion, we will provide the Corporation with written documentation and copies of all final invoices on completed projects. This process will allow us to utilize the funds in the most economical and beneficial manner for enhancing our backside and training facilities.

Thank you for your consideration, and please let me know if you have any questions regarding our request.

Sincerely,

A handwritten signature in dark ink, appearing to be "Gatewood Bell".

Gatewood Bell

Vice President of Racing

Enclosures

Date:
January, 2 2025



Recipient:
Caden Mogge
3220 Paris Pike
Lexington, KY 40511

✉ lumleyenterprises@yahoo.com
☎ 859-333-7914

Itemized Final Bid	Price
Permit	\$1,250.00
Demolition	\$14,186.49
Lumber, windows, doors	\$34,780.25
Handrailing	\$5,236.49
H.V.A.C.	\$26,500.00
Plumbing	\$35,325.00
Electric	\$70,845.25
Framing	\$23,750.10
Insulation	\$18,405.25
Septic and grading (Split 50/50 between projects)	\$30,280.00
Concrete work	\$15,862.47
Flooring	\$24,056.97
Signage and handicap painting	\$2,579.43
Elevator	\$130,000.00
Metal siding and labor	\$11,989.45
Cabinets and sinks	\$6,175.25
Painting	\$7,150.10
Drywall	\$8,255.50
Breakdown on Bluegrass Charities and Laundry	
Bluegrass Charities - \$404,820.40	
Laundry - \$131,801.80	

Subtotal	\$466,628.00
15%	\$69,994.20
Total	\$536,622.20

Thank you for your business

Please make checks payable to:
Lumley Enterprises, LLC
PO Box 5208
Paris, KY 40362



2025 Backside Improvement Fund Projects - Proposed

1/23/2025

Available Funds for this period

\$ 494,812.20

		Cost per Unit	Qty.	Proposed	Actual	Variance
1 Laundry Facility at TTC	Permit	\$ 625.00	1	\$ 625.00		\$ 625.00
	Demolition	\$ 6,681.60	1	\$ 6,681.60		\$ 6,681.60
	Lumber, Windows	\$ 10,738.47	1	\$ 10,738.47		\$ 10,738.47
	HVAC	\$ 5,896.25	1	\$ 5,896.25		\$ 5,896.25
	Metal Siding and Labor	\$ 6,994.72	1	\$ 6,994.72		\$ 6,994.72
	Plumbing	\$ 18,662.50	1	\$ 18,662.50		\$ 18,662.50
	Electric	\$ 31,880.36	1	\$ 31,880.36		\$ 31,880.36
	Framing	\$ 7,650.00	1	\$ 7,650.00		\$ 7,650.00
	Insulation	\$ 6,153.47	1	\$ 6,153.47		\$ 6,153.47
	Septic	\$ 18,437.56	1	\$ 18,437.56		\$ 18,437.56
	Concrete	\$ 8,138.16	1	\$ 8,138.16		\$ 8,138.16
	Flooring	\$ 7,720.00	1	\$ 7,720.00		\$ 7,720.00
	Signage and Handicap Painting	\$ 2,223.71	1	\$ 2,223.71		\$ 2,223.71
	Septic and Grading	\$ 15,140.00	1	\$ 15,140.00		\$ 15,140.00
	2 Septic and Grading for Laundry Facility (50/50 split of site grading and septic)					
Total Requested				\$ 146,941.80	\$ -	\$ (146,941.80)

File Name: 2025 Backside Improvement Project Reimbursement Sheet - Proposed



Andy Beshear
GOVERNOR

Jamie Eads
PRESIDENT & CEO

Jacqueline Coleman
LIEUTENANT GOVERNOR

KENTUCKY HORSE RACING & GAMING CORPORATION

Jonathan Rabinowitz
CHAIRMAN

4047 Iron Works Parkway
Lexington, KY 40511
Phone: (859) 246-2040
Fax: (859) 246-2039

TO: Kentucky Horse Racing and Gaming Corporation
FROM: Patricia Cooksey, Presiding and Associate Standardbred Judge
DATE February 6, 2025
RE: **WKY DEVELOPMENT, LLC'S PROPOSED 2025 SPRING RACE MEET OFFICIALS**

By letter dated January 14, 2025, Cara Collins, Racing & Equine Manager of WKY Development, LLC (Oak Grove), requests approval of the attached roster of Racing Officials for its 2025 Spring Race Meet. Please be advised that all Stewards have been accredited by the Racing Officials Accreditation Program (ROAP) and all officials will be licensed by the opening day of the meet.

KHRGC staff recommends approval.

BOARD ACTION

_____ Approve

_____ Defer

_____ Deny



January, 14th 2025
Ms. Jamie Eads
Executive Director
Kentucky Horse Racing and Gaming Corporation
4062 Iron Works Parkway
Lexington, KY 42262

Ms. Eads,

Oak Grove Racing, Gaming & Hotel respectfully requests approval from the Kentucky Horse Racing and Gaming Corporation for the following Standardbred Racing Officials for our upcoming 2025 meet:

General Manager:	Darren VanDover
Racing Manager:	Cara Collins
Associate Steward:	TBD
Racing Secretary/ Program Coordinator:	Kevin Mack
Starter:	Roy Finn
Assistant Race Secretary/ Clerk:	Janice Lance
Charter:	Terri Mt Pleasant
Paddock Judge:	Mike Stone
Horse Identifier:	Kenny Carlisle
Timer and Photo Finish:	Kristen Boxley
Mutuals Manager:	Mike Lee
Director of Security:	Joe Guenther
Track Superintendent:	Erick Hager
Track Announcer:	Peter Kleinhands
Gate Driver/Paddock Blacksmith:	Marvin Pryor
Outrider:	Dwayne Wells / Lacy Toennies

As always, Oak Grove Racing and Gaming shall be in compliance with all applicable state and federal laws. Thank you for your time in considering this matter.

Very Much Appreciated,

A handwritten signature in cursive script that reads "Cara Collins".

Cara Collins
Racing and Equine Manager

777 Winners Way | Oak Grove, Kentucky 42262
(270) 713-2517 | (270) 984-4310



Andy Beshear
GOVERNOR

Jamie Eads
PRESIDENT & CEO

Jacqueline Coleman
LIEUTENANT GOVERNOR

KENTUCKY HORSE RACING & GAMING CORPORATION

4047 Iron Works Parkway
Lexington, KY 40511
Phone: (859) 246-2040
Fax: (859) 246-2039

Jonathan Rabinowitz
CHAIRMAN

TO: Kentucky Horse Racing and Gaming Corporation
FROM: Patricia Cooksey, Presiding and Associate Standardbred Judge
DATE February 6, 2025
RE: **REVOLUTIONARY RACING KENTUCKY, LLC'S PROPOSED 2025 SPRING RACE MEET OFFICIALS**

By letter sent January 17, 2025, Mike Anifantis, Racing Secretary of Revolutionary Racing Kentucky, LLC (Sandy's Racing & Gaming), requests approval of the attached roster of Racing Officials for Sandy's Racing & Gaming 2025 Spring Race Meet that will be conducted at Red Mile Racetrack. Please be advised that all Stewards have been accredited by the Racing Officials Accreditation Program (ROAP) and all officials will be licensed by the opening day of the meet.

KHRGC staff recommends approval.

BOARD ACTION

_____ Approve
_____ Defer
_____ Deny



SANDY RIGDE at THE RED MILE OFFICIALS LIST for the 2025 spring meet

KY STATE STEWARD	Dan Fick
ASSOCIATION STEWARD	David Keiter
RACING MANAGER	Terry Oliver
RACING SECRETARY	Mike Anifantis
HORSEMENS BOOKKEEPER	Terry Moore
PLACING JUDGES/ ENTRY CLERKS	Alan Fox Sheri Torres
PODDOCK JUDGE/ENTRY CLERK	Maquitta McMillian
CLERK OF SCALES/ENTRY CLERK	Jerry Jewel
OVERNIGHT/PROGRAM/PLACING	Mary Peterman
CLOCKER / CL. CLERK/PLACING	Shane Burke
STALL SUPERINTENDENT	Dee Scoles
COLORS/NUMBERS	Kevin Rarick
HORSE ID	Oscar Sanchez
STARTER	Dave Fuller
TRACK SUPERINTENDENT	Eric Hager
DIRECTOR OF MUTUELS	Julie Sorrell
DIRECTOR OF SECURITY	Charles Caperton
TIMER	American Teletimer
ANNOUNCER	Robert Fox
TRACK VET	Parks Equine Hospital Vet Service



Andy Beshear
GOVERNOR

Jamie Eads
PRESIDENT & CEO

Jacqueline Coleman
LIEUTENANT GOVERNOR

KENTUCKY HORSE RACING & GAMING CORPORATION

4047 Iron Works Parkway
Lexington, KY 40511
Phone: (859) 246-2040
Fax: (859) 246-2039

Jonathan Rabinowitz
CHAIRMAN

TO: Kentucky Horse Racing and Gaming Corporation
FROM: Barbara Borden, Senior VP of Racing & Chief State Steward
DATE: February 6, 2025
RE: **KEENELAND ASSOCIATION, INC.'S PROPOSED 2025 SPRING RACE MEET OFFICIALS AND DATE PREFERENCE SYSTEM**

By letter dated January 24, 2025, Ashley Whalen, Director of Racing Administration at Keeneland Association, Inc. (Keeneland), requests approval of the attached roster of Racing Officials and Date Preference System for Keeneland’s 2025 Spring Race Meet conducted at Keeneland Race Course. Please be advised that all Stewards have been accredited by the Racing Officials Accreditation Program (ROAP) and all officials will be licensed by the opening day of the meet.

KHRGC staff recommends approval.

BOARD ACTION

_____ Approve
_____ Defer
_____ Deny



Keeneland Association, Inc.
4201 Versailles Road
P.O. Box 1690
Lexington, KY 40588-1690
859 254-3412 Tel.
800 456-3412
859 288-4348 Fax
www.keeneland.com

January 24, 2025

Ms. Jamie Eads
Executive Director
Kentucky Horse Racing Commission
4063 Iron Works Pkwy., Bldg. B
Lexington, KY 40511

Dear Jamie:

With the approval of the Kentucky Horse Racing Commission, the officials for the 2025 Spring Meeting at Keeneland will be as follows:

Vice President of Racing	Gatewood Bell
Association Steward	TBD
Racing Secretary	David Ben Huffman
Director of Racing Administration	Ashley Whalen
Assistant Racing Secretary	Baley Hare
Stakes Coordinator	Jotie Beschizza
Starter	Jeff Powell
Paddock Judge	David Wedlake
Assistant Paddock Judge	Tyler Picklesimer
Entry Clerks/Patrol/Placing Judges	Timothy Day, Kevin Greeley, Jackson Zehr, Chet Smithhart, Jeff Furmanski, Whitney Verbal
Clerk of Scales	David Heitzmann
Horse Identifier	Melinda Vest
Assistant Identifier	TBD
Timer	Gmax
Program Coordinator	Jackie Herbstreit
Jockey's Room Custodian	Charlie Woods
Clocker	Chris Crowe, Gary Reckner
Claims Clerk	Chet Smithhart
Outriders	Robin Riesenbeck, Sam Hackler, Elijah McQuerry, Dale Mallory
Horsemen's Bookkeeper	Ryan Oakman
Track Superintendent	Alfredo Laureano
Director of Wagering	Jim Goodman
Director of Security	Phil Gardner
Paddock Blacksmith	Arthur S. Tearl
Announcer	Kurt Becker
Stable Manager	Wayne Mogge

Post time will be 1:00 p.m. each day (with the exception of Friday, April 25 which first post time will be 12:30 p.m. due to the Keeneland Horses of Racing Age Sale) with eight to eleven live races for the Keeneland Spring Meet. Keeneland will continue to utilize a date preference system and the following entry schedule:

<i>Race Date</i>	<i>Entry Day</i>
Friday*	Friday
Saturday*	Saturday
Sunday*	Sunday
Wednesday	Wednesday
Thursday	Thursday

**Exceptions*

Friday, April 4	Monday, March 31 st
Saturday, April 5	Tuesday, April 1 st (<i>Double Entries</i>)
Sunday, April 6	Tuesday, April 1 st (<i>Double Entries</i>)

Thank you for your consideration.

Sincerely,



Ashley Whalen
Director of Racing Administration

KEENELAND DATE PREFERENCE SYSTEM

The Date System of preference will be used at Keeneland Association as described below:

Foal Certificates and Digital Foal Certificates are no longer required to be on file in the racing office to enter or start at Keeneland Association; however, foal certificates and digital foal certificates must be on file to obtain a preference date and to get a horse tattooed.

TO RECEIVE A ZERO (O) DATE, foal certificates and digital foal certificates must be on file with the Horse Identifier by Sunday, March 30, 2025.

Preference by condition eligibility then by:

1. In over-filled races, preference will be given to horses in order of their assigned preference dates, earliest date first. Horses having identical dates will be chosen by lot, however, where entry and running dates are the same, the horse with the entry date will have preference.
2. All horses intended for racing at Keeneland Association will be assigned a preference date. Dates assigned will be of two types:

E-Date

This date will correspond to:

- a. The day on which a horse's foal papers/digital foal papers and name tag are submitted to the identifier (the earliest date being the day when entries are first taken for the meeting).
- b. The day on which a horse is first entered if his papers are not on file with the identifier.
- c. To qualify for the latter E-Date, a horse must have been excluded from a race which appears on the overnight or he must have been entered in a condition book race which failed to fill through insufficient entries.

R-Date

This date will correspond to:

- a. The day of a horse's most recent race at Keeneland Association.
 - b. An R-Date will also be assigned to a horse which scratches (provided the foal papers are on file with the identifier).
3. A horse retains his R-Date until he receives a newer R-Date. No horse with an established R-Date may receive an E-Date. A horse whose papers or digital papers are removed from the identifier's office will lose his date and must subsequently re-establish a date in order to receive preference. A horse with an E-Date cannot receive a newer E-Date. Horses starting at another racetrack will forfeit any date they may have at Keeneland Association.
 4. Preference dates will consist of two categories: Dirt (D) and Turf (T). Preference dates are good for any type of race or distance.
 5. A horse that runs in a race, which has been taken off the Turf will retain its Turf date and establish a Dirt R-Date. A scratched horse will receive an R-Date from the date scratched for both Turf and Dirt.
 6. When a race is taken off the Turf, Main Track Only (MTO) horses will receive an R-Date if they run or scratch. If the race remains on the Turf, MTO horses will retain their previous date.
 7. Horses on the Also-Eligible list shall be permitted to draw into races in order listed. A horse entered as MTO shall be listed as an Also-Eligible. If the race remains on the Turf, a horse listed as MTO shall not be permitted to draw into the race.
 8. No E-Date will be assigned to the second choice of an unsplit same-owner entry.
 9. A horse which has been placed on a list (veterinarian, steward, starter or paddock judge) will lose their date and be assigned an R-Date corresponding to the day removed from list.
 10. A horse which is a scheduled starter in a canceled race will not receive an R-Date for that race but will retain its previous date.
 11. Stakes and handicap races are not subject to date preference.

12. Preference dates are transferred through change of ownership and changes in trainer after the proper transfer procedure have been completed through the Steward's office and delivered to the Racing Secretary's Office.
13. Date preference rules will not supersede KHRC rules regarding preference, eligibility or scratches.
14. Winners will be preferred in all non-maiden races.

Condition Preference

- Horses are preferred by their available conditions in all allowance races beginning with Graded stake winners (Grade I-II-III), open stakes winners through their allowance conditions (when allowance conditions are equal, an open stakes winners shall be preferred) providing the horse has finished 1st, 2nd, 3rd or 4th for \$50,000 or more since starting for less than \$50,000. In allowance/optional claiming races a horse's preference cannot exceed the condition of the race. Starter races for less than \$40,000 will not be preferred.
- No entry will be received except upon the condition that all disputes, claims and objections arising out of the racing or with respect to the interpretation of the conditions of any race shall be decided by the officers of the association, or those whom they may appoint and their decision upon all points shall be final.
- No entry shall be accepted from any stable not provided with a trainer's license.
- Keeneland will no longer accept Main Track Only (MTO) entries.



Andy Beshear
GOVERNOR

Jamie Eads
PRESIDENT & CEO

Jacqueline Coleman
LIEUTENANT GOVERNOR

KENTUCKY HORSE RACING & GAMING CORPORATION

Jonathan Rabinowitz
CHAIRMAN

4047 Iron Works Parkway
Lexington, KY 40511
Phone: (859) 246-2040
Fax: (859) 246-2039

TO: Kentucky Horse Racing and Gaming Corporation
FROM: Barbara Borden, Senior VP of Racing & Chief State Steward
DATE: February 6, 2025
RE: **RATIFICATION OF PRESIDENT EADS’ APPROVAL OF TURFWAY PARK, LLC’S REQUEST TO AMEND SECTION R OF ITS 2025 APPLICATION TO CONDUCT LIVE HORSE RACING, SIMULCASTING, AND PARI-MUTUEL WAGERING**

In its application for a license to conduct live horse racing, simulcasting and pari-mutuel wagering, Turfway Park, LLC (“Turfway Park”) sought and received an award of 2025 race dates, including January 8 and January 22, 2025. In a letter dated January 21, 2025, Turfway Park’s General Manager, Chip Bach requested approval to cancel racing at Turfway Park on January 8 and 22, 2025, due to inclement weather in Florence, Kentucky. Mr. Bach further requested to reschedule the January 8 race day to January 12, but ultimately cancelled that date due to weather as well. In addition, Turfway Park has an agreement with KHRGC, KHBPA, the Jockey’s Guild that states when the “feels like” temperature is lower than 10 degrees, Turfway Park will cancel races in the interest of the safety of the riders, horsemen, and horses.

Mr. Bach has also gotten support from the Kentucky Thoroughbred Owners & Breeders, Inc., as well as the Kentucky Horsemen’s Benevolent and Protective Association.

Due to the time constraints of these requests, President and CEO Jamie Eads granted conditional approval for Turfway Park to cancel racing on January 8 and 22, 2025. KHRGC staff recommends ratification of President Eads’ approval.

BOARD ACTION

- _____ Ratify
- _____ Defer
- _____ Deny





January 21, 2025

Ms. Jamie Eads
Assistant Executive Director
Kentucky Horse Racing Commission
4063 Iron Works Parkway
Lexington, KY 40511

Jamie,

Based on snowstorms and cold temperatures in Northern Kentucky, Turfway Park had to cancel our January 8th race card. Turfway Park would like to request to move this race card to Sunday, January 12th, 2025.

As you know, as an agreement with the KHR&GC, the Kentucky HBPA, the Jockey's Guild, and Turfway Park, when the "feels like" temperature is lower than 10 degrees, we will cancel races in the interest of the safety of our riders, horsemen, and horses.

I have consulted with the horsemen's group(s), and they are in support of this move.

If you, or any of the committee members have questions, please do not hesitate to call me.

Sincerely,

A handwritten signature in black ink that reads "Daniel Bach".

Daniel "Chip" Bach, Jr.
General Manager
Turfway Park, LLC



January 21, 2025

Ms. Jamie Eads
Assistant Executive Director
Kentucky Horse Racing Commission
4063 Iron Works Parkway
Lexington, KY 40511

Jamie,

Based on the forecast of extremely cold temperatures for Northern Kentucky, Turfway Park had to cancel our January 22nd race card. Turfway Park would like to request to move this race card to Sunday, January 26th, 2025.

As you know, as an agreement with the KHR&GC, the Kentucky HBPA, the Jockey's Guild, and Turfway Park, when the "feels like" temperature is lower than 10 degrees, we will cancel races in the interest of the safety of our riders, horsemen, and horses.

I have consulted with the horsemen's group(s), and they are in support of this move.

If you, or any of the committee members have questions, please do not hesitate to call me.

Sincerely,

A handwritten signature in black ink that reads "Daniel Bach".

Daniel "Chip" Bach, Jr.
General Manager
Turfway Park, LLC



Andy Beshear
GOVERNOR

Jamie Eads
PRESIDENT & CEO

Jacqueline Coleman
LIEUTENANT GOVERNOR

KENTUCKY HORSE RACING & GAMING CORPORATION

Jonathan Rabinowitz
CHAIRMAN

4047 Iron Works Parkway
Lexington, KY 40511
Phone: (859) 246-2040
Fax: (859) 246-2039

TO: Kentucky Horse Racing & Gaming Corporation
FROM: Susan B. Speckert, Chief Operating Officer
DATE: February 6, 2025
RE: **FINANCE COMMITTEE CHARTER**

Attached for consideration is the proposed Charter for the Finance Committee. The purpose of the Charter is to define the structure and role of the Committee. Following is an outline of the general framework provided in the Charter:

- Purpose: Oversight of KHRGC’s finances and compliance.
- Structure:
 - Appointed by KHRGC Board Chair.
 - At least three (3), no more than five (5) members.
 - KHRGC Board Chair names a member to serve as Chair of Committee who also serves as Treasurer of the Board.
 - Serve until expiration of Board time, resignation or removal from Board. May serve two (2) consecutive terms and reappointed after a one (1) year break in service.
- Meetings:
 - Subject to Open Meetings Act.
 - Committee works in conjunction with Chief Financial Officer and President.
- Functions and Responsibilities:
 - Oversight of biennial budget development and recommendation to Board.
 - Regular review of financial statements, reports and projections.
 - Oversight of internal control and financial policy development, including procurement policies.
 - Oversight of banking relationships.
 - Oversight of compliance procedures.

KHRGC staff recommends approval.

BOARD ACTION

_____ Approve
_____ Defer
_____ Deny



Andy Beshear
GOVERNOR

Jamie Eads
PRESIDENT & CEO

Jacqueline Coleman
LIEUTENANT GOVERNOR

KENTUCKY HORSE RACING & GAMING CORPORATION

Jonathan Rabinowitz
CHAIRMAN

4047 Iron Works Parkway
Lexington, KY 40511
Phone: (859) 246-2040
Fax: (859) 246-2039

FINANCE COMMITTEE CHARTER

Purpose

The Finance Committee (Committee) has been established as a committee of the Kentucky Horse Racing & Gaming Corporation (KHRGC) to assist the Board in overseeing KHRGC's finances and ensuring that KHRGC operates within available resources and applicable laws and policies in a manner supportive of KHRGC's statutory and regulatory obligations. The Committee has the specific responsibilities included in this Committee Charter as approved by the Board.

Structure and Composition of the Committee

Finance Committee members shall be appointed by the KHRGC Chair, who shall also appoint a Chair of the Committee. The Committee Chair shall serve as KHRGC's Treasurer. The Committee shall be comprised of at least three (3), but no more than five (5) members of the Board. Committee members shall serve until the expiration of their Board term, resignation or removal from the Board or Committee. Members may serve two (2) consecutive Board terms and may be reappointed after a one (1) year break in service.

Meetings

Meetings of the Committee shall be open to the public and conducted in accordance with the Kentucky Open Meetings Act ("Act"). If an exception as provided in the Act applies, the Committee may meet in closed session. Pursuant to the Act, the Committee shall adopt a regular meeting schedule annually and may call special meetings as deemed necessary. The Committee may meet virtually or in-person as provided in the Act.

Development of the Committee agenda shall be the responsibility of the Chief Financial Officer (CFO) in consultation with the President and Committee Chair. The agenda shall list in outline form each matter to be considered at the meeting. The Committee may use a consent agenda as permitted by law and in the manner provided by the Bylaws of the Board of Directors (Bylaws).

A quorum shall be a majority of the voting members of the Committee for the transaction of its business or exercise of any of its powers. The action of a majority of the quorum of voting Committee members present at any meeting shall be the action of the Committee, except as otherwise provided in the Bylaws, Board policy, or applicable law. The CFO shall be responsible for ensuring that minutes are prepared and maintained for all Committee meetings in accordance with KRS 61.835, and the minutes shall be provided to all members of the Committee before the next meeting of the Committee.

Functions and Responsibilities

Financial Planning and Budgeting: The Finance Committee oversees the development of financial plans and budgets. It reviews and assesses the financial implications of applicable statutes, regulations and policies, program initiatives, and resource allocation. The Committee collaborates with the President and CFO to ensure that financial projections align with the organization’s statutory and regulatory obligations. In collaboration with the President and CFO, the Committee will recommend to the Board a biennial budget no less than one month prior to the start of the fiscal year on the same timeline as the state adopts its biennial budget. The Committee may consider budget modifications as presented by the President or CFO as necessary for the proper operation of the Corporation.

Financial Reporting and Analysis: The Committee regularly reviews and monitors the organization’s financial statements, reports, and projections. In conjunction with the President and CFO, it ensures that accurate and timely financial information is provided to the Board for decision-making. The Committee also analyzes financial data, identifies trends, and makes recommendations to improve financial efficiency and sustainability.

Internal Controls and Risk Management: The Committee oversees the establishment and monitoring of internal controls and financial policies. The Committee recommends financial policies to the Board for adoption. Included in the financial policies are procurement policies to be adopted and promulgated as provided in KRS 230.225. It helps mitigate financial risks by ensuring compliance with applicable laws, regulations, and accounting standards. Pursuant to KRS 230.225, the Auditor of Public Accounts shall perform an annual audit of KHRGC, a copy of which shall be sent to the Governor and the Legislative Research Commission. The Committee also engages external auditors to conduct annual independent financial audits.

Banking: The Committee oversees KHRGC’s banking relationships and outcomes.

Compliance and Legal Oversight: The Committee ensures compliance with financial reporting requirements, tax regulations, and other legal obligations. It may review and approve financial policies and procedures.

Adopted:

Andy Beshear
GOVERNOR



Jamie Eads
PRESIDENT & CEO

Jacqueline Coleman
LIEUTENANT GOVERNOR **KENTUCKY HORSE RACING & GAMING CORPORATION**
4047 Iron Works Parkway
Lexington, KY 40511
Phone: (859) 246-2040
Fax: (859) 246-2039

Jonathan Rabinowitz
CHAIRMAN

TO: Kentucky Horse Racing and Gaming Corporation
FROM: Jamie Eads, President and CEO
DATE February 6, 2025
RE: PRESIDENT'S UPDATE

The following is a brief update of activities, as it relates to the Corporation, that have taken place since the last update was provided (October 29, 2024). This is for informational purposes only.

Corporation hired and/or transitioned the following positions:

- Ashleigh Bailey, Chief Legal Officer, December 2 start;
- Melissa Combs-Wright, promoted to Director of Pari-Mutuel Wagering.

The Corporation board members met on December 10, 2024. The following committee meetings have recently taken place:

- KHBIF met on November 26, 2024, to review applications for the next three-year period. The applications were presented to the board at the December meeting and approved.
- Transition Committee met December 3, 2024, to consider and recommend to the full board a finance and human resources service contract. Dean Dorton was approved at the December board meeting and began working with KHRGC staff the first week of January.
- License Review Committee met on December 4, 2024, to consider four (4) applicants for licensure in 2025.
- KQHAADF met on December 17, 2024, to recommend purse supplements at the upcoming quarter horse meet, Sandy's Racing at the Red Mile.
- KTDF met on January 28, 2025, and recommended purse supplements at thoroughbred tracks.

Since the last update on October 29, 2024, the following business has been conducted:

- The ECL Corbin meet opened October 13 and concluded November 5. The race meet included a 2YO, 3YO & 4YO race series with purses paid from the KSDF, totaling over \$3.1M.
- Drew Connors participated in the Kentucky Racing Health & Welfare Fund (KyRHWF) board meeting on November 18, 2024. This Fund receives uncashed pari-mutuel tickets (thoroughbred), and Drew participates as a non-voting member to keep both KyRHWF and KHRGC up to date.

- Jamie Eads and Susan Speckert presented to the Interim Joint Committee on Licensing & Occupations on November 19, 2024. Purpose was to provide an update on racing and wagering in Kentucky as well as an update on the implementation of SB 299.
- Churchill Downs Fall meet opened October 30 and concluded December 1, 2024.
- Jamie Eads participated in the ARCI Model Rules and Board Meeting December 9th and 11th, respectively.
- KHRGC senior staff has been working with BCH, an ad agency in Louisville, to develop a new logo and tagline that encompasses racing & gaming. On December 13, Mike Berry met senior staff at BCH for a branding exercise to assist in the development of a Brand Plan and eventually a logo and tagline.
- Turfway Park Holiday Meet opened December 4 and concluded December 28, 2024.
- Finalized and posted sports and pari-mutuel wagering reports for November and December 2024. For 2024, total pari-mutuel wagering handle was \$10,637,595,040, up from \$9,548,191,101 in 2023. Sports wagering handle for 2024 was \$2,626,962,942, with \$2,537,999,865 being bet online.
- Uncashed thoroughbred pari-mutuel tickets were turned over to KY Racing Health & Welfare on Dec 31 pursuant to KRS 230.374. This year totaled over \$1.9M.
- Senior staff and racing team presented to the Godolphin Flying Start Trainees at both the racetrack (1/18/25) and office (1/24/25). Purpose is to provide an overview of the regulatory duties.
- Ashleigh Bailey & Dr. George Mundy present 810 KAR 4:030 before ARRS on February 10.
- Turfway Park Winter/Spring Meet opened January 1, 2025, and concludes March 29, 2025.
- Senior staff have been meeting regularly with both Dean Dorton (finance) and OnPlane (human resources) to prepare for the KHRGC to operate independently of the executive branch.
- Senior staff have been meeting regularly with PPC and Charitable Gaming to discuss transitioning on July 1, 2025, pursuant to SB 299.
- Approval of 39 game floor changes at 12 properties by the pari-mutuel team.
- Reviewed more than 500 requests for determinations of suitability for historical horse racing.
- Standard tote testing conducted and confirmed before each meet.



Andy Beshear
GOVERNOR

Jamie Eads
PRESIDENT & CEO

Jacqueline Coleman
LIEUTENANT GOVERNOR

KENTUCKY HORSE RACING & GAMING CORPORATION

Jonathan Rabinowitz
CHAIRMAN

4047 Iron Works Parkway
Lexington, KY 40511
Phone: (859) 246-2040
Fax: (859) 246-2039

TO: Kentucky Horse Racing & Gaming Corporation
FROM: Susan B. Speckert, Chief Operating Officer
DATE: February 6, 2025
RE: **TRANSITION ROADMAP**

Pursuant to 2024 Senate Bill 299 (SB 299), the Kentucky Horse Racing Commission was abolished, and all its responsibilities assumed by the newly established Kentucky Horse Racing and Gaming Corporation (“Corporation”). Effective July 1, 2024, SB 299 established the Corporation as an independent, de jure municipal corporation and political subdivision of the Commonwealth of Kentucky.

Establishing KHRGC independent of the state involves many pieces. However, the largest, immediate pieces fall broadly under finance and human resources. To create independent finance and HR processes and platforms and to transition those services to KHRGC, KHRGC issued an RFP and the Board approved a contract with Dean Dorton for Outsourced Finance and Human Resource Services at the December 10, 2024, meeting. Human resource services are provided via subcontract with On Plane Consulting. Our contractors began work the first week of January.

As this work moves forward, several items will be brought to the Board for consideration and approval. We thought it would be helpful to provide a high-level roadmap of anticipated transition activities and decision-points for the next six to nine months.

- RFP for Banking Services issued January 16, 2025. Anticipate scheduling special Board meeting in March for consideration and approval of contract with successful bidder.
- Finance Committee appointments.
- Adopt Finance Committee Bylaws.
- Adopt Financial Policies & Procedures, including procurement policies.
- Adopt fiscal year 2026 budget.
- Review sample financial reports to determine desired format.
- Review and revise as determined appropriate and necessary personnel matters related to:
 - Employee leave categories and payouts
 - Appropriate position salary ranges pursuant to salary benchmarking
 - 7.5 hour day/37.5 hour week v. 8 hour day/40 hour work week
 - Holiday schedule (following state schedule through end of 2025)
- Approve new branding
- Charitable Gaming transition

THOROUGHBRED RULING

2024 TB RULINGS LIST BY CATEGORY (through December 31, 2024)

NON-MEDICATION VIOLATIONS

	<u>Total</u>	<u>Fines</u>	<u>Suspensions</u>	<u>Disqualifications</u>	<u>Appeals</u>	
<u>Jockey Violations</u>						
Careless Riding	21	0	21	0	0	Routine riding offense
Overly Aggressive Riding	0	0	0	0	0	
Other Disciplinary Violations	9	9	2	0	0	Failure to fulfill riding engagement, failure to appear for race replay review, display of temper, touched rival while approaching finish, removed helmet while aboard mount, eased up approaching finish and failed to obtain best placing, eased up on mount without adequate cause
Subtotal	<u>30</u>	\$7,400				
<u>Other Licensee Violations</u>						
Misc. violations by licensees	11	10	1	0	0	Fined for falsification of license application, violated scratch regulation, prohibited electronic treatment, failed to have entrant at track, HISA violation necessitated late scratch, late arrival to paddock
Disorderly conduct and formal ejections	13	3	11	0	0	Tampered with human drug test, failure to heed directive of outriders, suspended for falsification of license application, assault on security guard, drug possession and failed drug test, interfering with commission employees while in the course of performing their duties, pending criminal charges, criminal conviction
Suspended for non payment of fines	0	0	0	0	0	
Subtotal	<u>24</u>	\$5,850				
Other Rulings Issued	5	0	0	0	0	The remaining ruling that has been issued in 2024 is for information only and includes purse redistribution, license type change, license rescinded, licensee restored to good standing
TOTAL 2024 RULINGS	<u>54</u>	\$12,000				
TOTAL 2024 HISA RULINGS	120					A total of 120 HISA rulings were issued in 2024 by the Kentucky stewards. 115 were issued due to crop violations, 3 due to horses scratched for being improperly shod, and 2 disqualifications due to Class 2 crop violations committed by jockeys

2024 THOROUGHBRED RULINGS

RULING NUMBER	RULING DATE	INFRACTION DATE	ISSUED TO	DETERMINATION	PENALTY OR ACTION	FINE	STATUS
24-0001	1/4/2024	12/27/2023	Gerardo Corrales	careless riding	Suspended 3 days January 17 through January 19, 2024 (inclusive)		Suspension served
24-0002	1/4/2024	12/30/2023	Joseph D. Ramos	Failed to fulfill riding engagement	Fined	\$ 100	Paid
24-0003	1/5/2024	1/3/2024	Adam Beschizza	careless riding	Suspended 3 days January 20, January 24 and January 25, 2024		Suspension served
24-0004	1/6/2024	1/6/2024	Rigoberto Quinonez	failure to submit a valid urine sample (tampered with an ordered drug test)	Suspended pending appearance before Stewards		Current suspension
24-0005	1/10/2024	12/30/2023	Gerardo Corrales	careless riding	Suspended 3 days January 24 through January 26, 2024 (inclusive)		Suspension served
24-0006	1/13/2024	1/12/2024	Joseph Rocco, Jr.	careless riding	Suspended 3 days January 24 through January 26, 2024 (inclusive)		Suspension served
24-0007	1/27/2024	1/27/2024	Walter A. Rodriguez	Failed to appear for race replay review	Fined	\$ 100	Paid
24-0008	2/1/2024	2/16/2023	Natanael Puello	failed to follow directive of outriders and display of temper	Fined	\$ 100	Paid

2024 THOROUGHBRED RULINGS

RULING NUMBER	RULING DATE	INFRACTION DATE	ISSUED TO	DETERMINATION	PENALTY OR ACTION	FINE	STATUS
24-0009	2/2/2024	1/4/2024	Owner Albert P. Abdala and Trainer Bernard G. Dunham	Participation of ineligible horse	MAGNOLIA WIND disqualified and purse redistributed. All purse monies must be returned to the association.		DQ and purse redistribution completed
24-2010	2/8/2024	1/1/2024	Cirilo Gorostieta	Falsification of license application	Fined	\$ 500	Paid
24-0011	2/8/2024	2/2/2024	Gerardo Corrales	careless riding	Suspended 5 days February 21 through February 24, 2024 (inclusive) and February 28, 2024		Current suspension
24-0012	2/10/2024	2/8/2024	Declan Cannon	careless riding	Suspended 3 days February 21 through February 23, 2024 (inclusive)		Current suspension
24-0013	2/10/2024	2/8/2024	Axel Concepcion	careless riding	Suspended 3 days February 17, February 21 and February 22, 2024		Current suspension
24-0014	2/23/2024	2/17/2024	Abel Lezcano	careless riding	Suspended 3 days February 29, March 1 and March 2, 2024		Suspension served
24-0015	2/23/2024	2/21/2024	John McKee	careless riding	Suspended 3 days February 29, March 1 and March 2, 2024		Suspension served

2024 THOROUGHBRED RULINGS

RULING NUMBER	RULING DATE	INFRACTION DATE	ISSUED TO	DETERMINATION	PENALTY OR ACTION	FINE	STATUS
24.0016	2/24/2024	2/22/2024	Gavin Ashton	Display of temper after the running of fifth race on 2/22/2024	Fined	\$ 500	Paid
24-0017	2/24/2024	2/24/2024	Marinel Garcia aka Bernard Garcia aka Marinely Payeras	License falsification 2021 through 2024 relating to extensive arrest record	License REVOKED		Current revocation
24-0018	2/24/2024	2/23/2024	Cayetano Garcia	Disorderly conduct (assault on a security guard) and formal ejection from Turfway Park	Suspended through and including December 31, 2024 and placed on STOP list		Current suspension
24-0019	3/20/2024	3/20/2024	Daniel Flores	Drug possession, failed drug test and formal ejection from Turfway Park	Suspended through and including December 31, 2024 and placed on STOP list		Current suspension
24-0020	3/30/2024	3/27/2024	Walter A. Rodriguez	careless riding	Suspended 3 days April 6, April 7 and April 10, 2024		Suspension served
24-0021	4/7/2024	3/29/2024	James T. Spicer	Disorderly conduct (offensive language and interfering with commission employees while in the course of performing their duties)	Fined	\$ 500	Paid
24-0022	4/7/2024	3/29/2024	James T. Spicer III	Disorderly conduct (interfering with commission employees while in the course of performing their duties)	Fined	\$ 250	Paid

2024 THOROUGHBRED RULINGS

RULING NUMBER	RULING DATE	INFRACTION DATE	ISSUED TO	DETERMINATION	PENALTY OR ACTION	FINE	STATUS
24-0023	4/16/2024	4/13/2024	Walter A. Rodriguez	careless riding	Suspended 3 days April 21, April 24 and April 25, 2024		Suspension served
24-0024	4/21/2024	4/20/2024	Panagiotis Synnefias	Violated regulation that governs scratches	Fined	\$ 500	Paid
24-0025	5/10/2024	5/4/2024	Tyler Gaffalione	Touched rival with his left hand while nearing the finish line	Fined	\$ 2,500	Paid
24-0026	5/10/2024	5/2/2024	Martin Chuan	careless riding	Suspended 3 days May 18, May 19 and May 23, 2024		Suspension served
24-0027	5/10/2024	5/2/2024	Reyluis Gutierrez	Removed his helmet while aboard his mount after race 9	Fined	\$ 500	Paid
24-0028	5/10/2024	5/1/2024	Irado Ortiz, Jr.	careless riding	Suspended 3 days May 12, May 16 and May 17, 2024		Suspension served
24-0029	5/23/2024	1/4/2024	Tristan M. Franklin	Falsification of license application (failed to reveal arrest history)	Suspended pending appearance before Stewards		Current suspension
24-0030	5/25/2024	5/24/2024	Matt Shirer	Violated regulation that governs scratches	Fined	\$ 500	Paid

2024 THOROUGHBRED RULINGS

RULING NUMBER	RULING DATE	INFRACTION DATE	ISSUED TO	DETERMINATION	PENALTY OR ACTION	FINE	STATUS
24-0031	5/27/2024	5/24/2024	David Garcia	Disorderly conduct (repeated extreme intoxication) and formal ejection from Turfway Park	Suspended pending appearance before Stewards		Current suspension
24-0032	6/28/2024	6/27/2024	Christopher Davis	Violated regulation that governs scratches	Fined	\$ 500	Paid
24-0033	6/29/2024	n/a	Kyle Hampton	License type change	Rescinded Jockey Agent license		Issued Owner license
24-0034	6/25/2024	6/29/2024	Gustavo M. Sanchez	Disorderly conduct (arrested for drug possession) and formal ejection from Churchill Downs	Suspended pending appearance before Stewards		Current suspension
24-0035	6/29/2024	6/27/2024	Samantha M. Hudson	Disorderly conduct and formal ejection from Keeneland	Suspended pending appearance before Stewards		Current suspension
24-0036	7/21/2024	n/a	Keiber Rengifo	License type change	Rescinded Owner license		Issued Jockey license
24-0037	8/11/2024	6/17/2024	Karl M. Grusmark	Violated regulation that governs claiming	Fined	\$ 500	Not Paid
24-0038	8/12/2024	8/5/2024	Rashawn Williams	Criminal conviction	Suspended pending appearance before Stewards		Current suspension
24-0039	8/12/2024	8/11/2024	Jonayker Arcaya	Pending criminal charges and formal ejection from Ellis Park	Suspended pending appearance before Stewards		Current suspension
24-0040	8/29/2024	8/25/2024	Erik Asmussen	careless riding	Suspended 3 days September 5, September 7 and September 8, 2024		Suspension served

2024 THOROUGHBRED RULINGS

RULING NUMBER	RULING DATE	INFRACTION DATE	ISSUED TO	DETERMINATION	PENALTY OR ACTION	FINE	STATUS
24-0041	9/19/2024	9/14/2024	Walter A. Rodriguez	careless riding	Suspended 3 days September 27 through September 29, 2024 (inclusive)		Suspension served
24-0042	9/20/2024	9/18/2024	Gregory D. Foley	Prohibited electronic treatment within 24 hours prior to post time, necessitating late scratch	Fined	\$ 500	Paid
24-0043	9/27/2024	9/25/2024	Kenneth G. McPeck	Failed to have his entrant at Churchill Downs, necessitating late scratch.	Fined	\$ 500	Paid
24-0044	10/10/2024	10/6/2024	Matt Kordenbrock	Prohibited oral administration prior to post time, necessitating late scratch	Fined	\$ 500	Paid
24-0045	10/10/2024	n/a	Colby C.Lavergne	No longer working as Racing Official	Rescinded license		Unlicensed
24-0046	10/17/2024	10/16/2024	Luan Machado	Error in judgment. Eased up approaching finish and failed to obtain best placing	Suspended 3 days October 27, October 30, and October 31, 2024	\$ 2,500	Paid
24-0047	10/24/2024	10/19/2024	Jesus Esquivel	Necessitated the late scratch of ABITIBI from race 2 at Keeneland on October 19, 2024	Fined	\$ 500	Paid
24-0048	10/31/2024	8/5/2024	Rashawn Williams	Provided disposition of his criminal case	Restored to good standing		Current license

2024 THOROUGHBRED RULINGS

RULING NUMBER	RULING DATE	INFRACTION DATE	ISSUED TO	DETERMINATION	PENALTY OR ACTION	FINE	STATUS
24-0049	11/2/2024	11/1/2024	Gerardo Corrales	Failure to filfill riding engagement on November 1, 2024 at Churchill Downs	Fined	\$ 100	Paid
24-0050	11/3/2024	11/2/2024	Paul McEntee	Late arrival to paddock for race 11 at Churchill Downs on November 2, 2024	Fined	\$ 250	Not Paid
24-0051	11/13/2024	11/10/2024	Adam Beschizza	careless riding	Suspended 3 days November 21 through November 24, 2024 (inclusive)		Suspension served
24-0052	11/16/2024	11/15/2024	Axel Concepcion	careless riding	Suspended 3 days November 17, November 20 and November 21, 2024		Suspension served
24-0053	11/17/2024	11/9/2024	J. J. Meza	Failure to filfill riding engagement on November 9, 2024 at Churchill Downs	Fined	\$ 100	Paid
24-0054	11/20/2024	11/16/2024	Fernando Jara	careless riding	Suspended 3 days November 27 through November 29, 2024 (inclusive)		Suspension served
24-0055	11/29/2024	11/27/2024	Samuel Camacho, Jr.	careless riding	Suspended 3 days December 11 through December 13, 2024 (inclusive)		Suspension served

2024 THOROUGHBRED RULINGS

RULING NUMBER	RULING DATE	INFRACTION DATE	ISSUED TO	DETERMINATION	PENALTY OR ACTION	FINE	STATUS
24-0056	11/30/2024	11/28/2024	Luan Machado	Eased up on his mount approaching finish without adequate cause	Suspended 4 days December 7 and December 11 through December 13, 2024 (inclusive)	\$ 1,000	Paid
24-0057	12/1/2024	11/29/2024	Tyler Gaffalione	careless riding	Suspended 3 days December 18 through December 20, 2024 (inclusive)		Suspension served
24-0058	12/1/2024	11/30/2024	Walter A. Rodriguez	careless riding	Suspended 3 days December 12 through December 14, 2024 (inclusive)		Suspension served
24-0059	12/11/2024	12/5/2024	John Ennis	Failure to conduct business in a proper manner (late arrival to the paddock)	Fined	\$ 250	Paid

2025 THOROUGHBRED RULINGS

RULING NUMBER	RULING DATE	INFRACTION DATE	ISSUED TO	DETERMINATION	PENALTY OR ACTION	FINE	STATUS
25-0001	1/2/2025	12/30/2025	Juan Munoz Cano	Alleged conduct against the best interest of horse racing	Suspended pending appearance before Stewards		Current suspension
25-0002	1/2/2025	12/27/2024	Santo Sanjur	careless riding	Suspended 3 days January 9 through January 11, 2025 (inclusive)		Suspension served
25-0003	1/15/2025	1/1/2025	Owners Henry W. and Devin Dewald and Trainer John F. Hill, Jr.	SPUNS SON raced at Turfway Park on January 1, 2025 while ineligible to race in Kentucky	SPUNS SON disqualified and purse redistributed. All purse monies must be returned to the association.		APPEALED
25-0004	1/5/2025	1/1/2025	Owners Shelly and Dale Buskill and Trainer Bonnie Pittman	LEFT POCKET MONEY raced at Turfway Park on January 1, 2025 while ineligible to race in Kentucky	LEFT POCKET MONEY disqualified and purse redistributed. All purse monies must be returned to the association.		DQ and purse redistribution completed
25-0005	1/16/2025	1/4/2025	Irving Moncada	careless riding	Suspended 3 days January 29 through January 31, 2025 (inclusive)		Suspension served
25-0006	1/17/2025	1/15/2025	Luan Machado	careless riding	Suspended 3 days January 29 through January 31, 2025 (inclusive)		Suspension served

2025 THOROUGHBRED RULINGS

RULING NUMBER	RULING DATE	INFRACTION DATE	ISSUED TO	DETERMINATION	PENALTY OR ACTION	FINE	STATUS
25-0007	1/22/2025	1/17/2025	Thiago Canuto	careless riding	Suspended 3 days January 26, January 29 and January 30, 2025		Suspension served
25-0008	1/22/2025	1/16/2025	Walter Rodriguez	careless riding	Suspended 3 days January 30 through February 1, 2025 (inclusive)		Suspension served
25-0009	1/22/2025	1/17/2025	Adrian Roman	Failed breathalyzer while performing his duties as a pony rider	Suspended 7 days January 21 through January 27, 2025 (inclusive)		Suspension served
25-0010	1/25/2025	1/23/2025	Jann Hernandez	careless riding	Suspended 3 days February 5 through February 7, 2025 (inclusive)		Suspension served
25-0011	1/26/2025	n/a	Joseph C. Bealmear	Entitled to 79 day extension of apprentice weight allowance due to injury	Extended apprentice weight allowance through April 28, 2025		Extension granted
25-0012	1/31/2025	1/21/2025	Eduardo E. Rojas	Not eligible for Owner/Trainer license that was issued in error	Rescinded Owner/Trainer license issue to Rojas		Unlicensed

2025 HISA THOROUGHBRED RULINGS

RULING NUMBER	RULING DATE	INFRACTION DATE	ISSUED TO	DETERMINATION	DRUG CLASS	PENALTY OR ACTION	FINE	STATUS
H-25-001	1/4/2025	1/1/2025	Abel Cedillo	HISA crop violation		Fined and suspended 1 day January 9, 2025	\$ 250	Suspension served
H-25-002	1/9/2025	1/1/2025	Oscar Villarreal	HISA crop violation (2nd offense)		Fined and suspended 2 days January 18 and January 22, 2025	\$ 500	Suspension served
H-25-003	1/9/2025	1/1/2025	German Terraza	HISA crop violation		Fined and suspended 1 day January 15, 2025	\$ 250	Suspension served
H-25-004	1/9/2025	1/2/2025	Fernano De La Cruz	HISA crop violation		Fined and suspended 1 day January 15, 2025	\$ 250	Suspension served
H-25-005	1/17/2025	1/15/2025	Sophie Doyle	HISA crop violation (4th offense)		Fined and suspended 4 days January 29 through February 1, 2025 (inclusive)	\$ 1,000	Suspension served
H-25-006	1/17/2025	1/15/2025	Corey J. Lanerie	HISA crop violation		Fined and suspended 1 day January 18, 2025	\$ 500	Suspension served
H-25-007	1/17/2025	1/16/2025	Andres Calleja	HISA crop violation		Fined and suspended 1 day January 25, 2025	\$ 250	Suspension served
H-25-008	1/25/2025	1/23/2025	Rolando Aragon	HISA crop violation		Fined and suspended 1 day February 1, 2025	\$ 250	Suspension served
H-25-009	1/25/2025	1/24/2025	Jann Hernandez	HISA crop violation (Class 2)		Fined and suspended 3 days February 8, February 12 and February 13, 2025 and mount disqualified	\$ 500	Current suspension
H-25-010	1/25/2025	1/24/2025	Sophie Doyle	HISA crop violation (5th offense)		Fined and suspended 5 days February 5 through February 8, 2025 (inclusive) and February 12, 2025	\$ 1,250	Current suspension

2025 HISA THOROUGHBRED RULINGS

RULING NUMBER	RULING DATE	INFRACTION DATE	ISSUED TO	DETERMINATION	DRUG CLASS	PENALTY OR ACTION	FINE	STATUS
H-25-011	1/26/2025	1/24/2025	Owner Tito Moreno	Jockey Jann Hernandez committed Class 2 HISA crop violation while aboard HOMETOWN HERO at Turfway Park on January 24, 2025		HOMETOWN HERO disqualified and purse redistributed. All purse monies must be returned to the association.		DQ and purse redistribution completed
H-25-012	1/29/2025	1/25/2025	Adam Beschizza	HISA crop violation		Fined and suspended 1 day February 5, 2025	\$ 250	Suspension served
H-25-013	1/30/2025	1/26/2025	Santo Sanjur	HISA crop violation		Fined and suspended 1 day February 12, 2025	\$ 250	Current suspension

KHRC Veterinary Report

Churchill Downs Fall 2024

Total Starts	2245
Post Race Samples	594
tCO ₂	275
Veterinary Scratches	40
Pre-Race	31
On-Track	9
Soundness related	8
Gate/paddock Injury	1
KHRC Veterinary List	73
Scratches	40
Race Injuries/post race lame/test barn lame	26
EIPH	5
Heat Distress	2
Claimed horses	228
Voided Claims	18
Ambulance Runs	12
Racing Fatalities	4
Musculo-skeletal	4
Training Fatalities	1
Musculo-skeletal	1

KHRC Veterinary Report

Turfway Park Holiday 2024

Total Starts	1456
Post Race Samples	317
tCO ₂	140
Veterinary Scratches	33
Pre-Race	22
On-Track	11
Soundness related	8
Gate/paddock Injury	3
KHRC Veterinary List	43
Scratches	33
Race Injuries/post race lame/test barn lame	7
EIPH	2
Physical Distress	1
Claimed horses	118
Voided Claims	3
Ambulance Runs	6
Racing Fatalities	2
Musculo-skeletal	2
Training Fatalities	3
Musculo-skeletal	2
Sudden Death	1

Occurrence of Thoroughbred race-related fatalities in Kentucky 2007 to present

Year	Category Non-musculoskeletal: EIPH, Sudden Death, Racing Accident	Jan	Feb	Mar	Apr	May	Jun	Jul	Aug	Sep	Oct	Nov	Dec	Total	Starts (incompass)	Fatalities per 1,000 starts
2007	Musculoskeletal	2	1	5	2	4	3	4	2	2	3	4	5	37	23,180	1.60
	Non-musculoskeletal	0	0	0	0	0	0	0	0	0	1	0	0	1		0.04
	TOTAL	2	1	5	2	4	3	4	2	2	4	4	5	38		1.64
2008	Musculoskeletal	3	0	4	2	3	2	2	2	3	2	4	8	35	22,278	1.57
	Non-musculoskeletal	0	0	0	0	0	0	0	0	0	0	0	0	0		0.00
	TOTAL	3	0	4	2	3	2	2	2	3	2	4	8	35		1.57
2009	Musculoskeletal	3	5	1	2	4	1	2	4	3	3	2	3	33	20,142	1.64
	Non-musculoskeletal	0	0	0	0	0	0	0	0	0	0	0	0	0		0.00
	TOTAL	3	5	1	2	4	1	2	4	3	3	2	3	33		1.64
2010	Musculoskeletal	2	1	2	0	0	2	4	2	1	3	7	1	25	18,167	1.38
	Non-musculoskeletal	0	0	1	1	0	0	0	0	0	0	0	0	2		0.11
	TOTAL	2	1	3	1	0	2	4	2	1	3	7	1	27		1.49
2011	Musculoskeletal	2	2	1	1	2	5	1	3	2	5	3	1	28	18,258	1.53
	Non-musculoskeletal	0	0	0	0	0	0	0	0	1	0	0	0	1		0.05
	TOTAL	2	2	1	1	2	5	1	3	3	5	3	1	29		1.59
2012	Musculoskeletal	0	0	1	2	9	2	0	2	0	3	5	3	27	17,513	1.54
	Non-musculoskeletal	0	0	0	0	0	0	0	0	0	1	0	0	1		0.06
	TOTAL	0	0	1	2	9	2	0	2	0	4	5	3	28		1.60
2013	Musculoskeletal	2	2	0	0	1	2	2	5	3	1	1	3	22	16,242	1.35
	Non-musculoskeletal	0	0	0	0	0	0	0	0	1	0	0	0	1		0.06
	TOTAL	2	2	0	0	1	2	2	5	4	2	1	3	23		1.42
2014	Musculoskeletal	2	2	0	0	3	0	1	1	1	3	3	0	16	14,460	1.11
	Non-musculoskeletal	0	0	0	0	0	0	0	0	0	0	0	0	0		0.00
	TOTAL	2	2	0	0	3	0	1	1	1	3	3	0	16		1.11
2015	Musculoskeletal	3	1	1	0	3	2	1	1	3	3	2	1	21	15,514	1.35
	Non-musculoskeletal	0	0	0	0	0	1	0	1	0	0	0	0	2		0.13
	TOTAL	3	1	1	0	3	3	1	2	4	3	2	1	23		1.48

2016	Musculoskel	0	2	0	4	4	3	1	0	1	2	5	1	23	16,495	1.39
	Non-muscul	0	0	0	0	0	2	1	0	0	0	0	0	3		0.18
	TOTAL	0	2	0	4	4	5	2	0	1	2	5	1	26		1.58
2017	Musculoskel	1	2	1	2	1	3	0	1	2	3	2	0	18	15,032	1.20
	Non-muscul	0	0	0	0	0	2	0	0	0	0	0	0	2		0.13
	TOTAL	1	2	1	2	1	5	0	1	2	3	2	0	20		1.33
2018	Musculoskel	2	1	0	4	3	1	6	0	7	1	3	4	32	15,049	2.13
	Non-muscul	0	0	1	0	1	0	0	1	0	0	1	0	4		0.27
	TOTAL	2	1	1	4	4	1	6	1	7	1	4	4	36		2.39
2019	Musculoskel	0	1	1	4	1	0	0	1	1	5	2	3	19	15,456	1.23
	Non-muscul	0	0	0	0	0	2	0	1	0	0	0	0	3		0.19
	TOTAL	0	1	1	4	1	2	0	2	1	5	2	3	22		1.42
2020	Musculoskel	1	0	1	0	1	0	0	3	4	1	4	1	16	13,872	1.15
	Non-muscul	0	0	3	0	0	0	0	0	0	0	0	0	3		0.22
	TOTAL	1	0	4	0	1	0	0	3	4	1	4	1	19		1.37
2021	Musculoskel	2	1	0	0	1	2	1	1	4	3	2	2	19	14,676	1.29
	Non-muscul	0	0	0	0	0	0	0	0	0	0	0	0	0		0
	TOTAL	2	1	0	0	1	2	1	1	4	3	2	2	19		1.29
2022	Musculoskel	0	1	0	1	2	1	2	2	0	1	3	0	13	15,913	0.82
	Non-Muscul	0	1	0	0	0	1	0	0	0	0	0	0	2		0.13
	TOTAL	0	2	0	1	2	2	2	2	0	1	3	0	15		0.94
2023	Musculoskel	1	2	3	3	8	1	1	0	0	1	2	1	23	16,699	1.38
	Non-Muscul	0	0	0	1	1	0	0	0	0	0	0	0	2		0.12
	TOTAL	1	2	3	4	9	1	1	0	0	1	3	1	25		1.49
2024	Musculoskel	0	0	1	1	1	1	0	2	0	3	3	2	14	17,918	0.78
	Non-Muscul	1	0	0	0	0	0	0	0	0	0	0	0	1		0.06
	TOTAL	1	0	1	1	1	1	0	2	0	3	3	2	15		0.84

PARI-MUTUEL WAGERING DIVISION

1 2 3 4

Pari-Mutuel Wagering for November 2024

November

THE FOLLOWING REPORTING IS FOR ILLUSTRATIVE PURPOSES ONLY AND MAY BE AMENDED AS DEEMED SUITABLE BY THE KENTUCKY HORSE RACING COMMISSION. THE DISTRIBUTIONS FROM THE EXCISE TAX HAVE BEEN CALCULATED PURSUANT TO KRS 138 AND GUIDANCE FROM THE DEPARTMENT OF REVENUE. 2024

On-Track Wagers on Live Horse Racing

	Churchill Downs Racetrack, LLC	ECL Corbin, LLC	Ellis Entertainment, LLC	Keeneland Association, Inc.	Kentucky Downs, LLC	Lexington Trots Breeders Association, LLC	Revolutionary Racing Kentucky, LLC	Turfway Park, LLC	WKY Development, LLC	Grand Total
Race Dates	22	3	0	0	0	0	0	0	0	25
On-Track Handle	\$5,255,413	\$11,938	\$0	\$0	\$0	\$0	\$0	\$0	\$0	\$5,267,351
Return to Public	\$4,141,973	\$7,072	\$0	\$0	\$0	\$0	\$0	\$0	\$0	\$4,149,046
Commission	\$1,011,964	\$2,423	\$0	\$0	\$0	\$0	\$0	\$0	\$0	\$1,014,387
Settlement	\$99,772	\$2,456	\$0	\$0	\$0	\$0	\$0	\$0	\$0	\$102,228
Breakage	\$4,091	\$28	\$0	\$0	\$0	\$0	\$0	\$0	\$0	\$4,118
Minus Pools	(\$2,387)	(\$41)	\$0	\$0	\$0	\$0	\$0	\$0	\$0	(\$2,428)
Daily Average Live Han..	\$238,882	\$3,979								\$210,694
Backside Improvement ..	\$26,277	\$0	\$0	\$0	\$0	\$0	\$0	\$0	\$0	\$26,277
Excise Tax	\$78,831	\$179	\$0	\$0	\$0	\$0	\$0	\$0	\$0	\$79,010
Thoroughbred Develop..	\$39,416	\$0	\$0	\$0	\$0	\$0	\$0	\$0	\$0	\$39,416
Standardbred Develop..	\$0	\$119	\$0	\$0	\$0	\$0	\$0	\$0	\$0	\$119
Quarter Horse Develop..	\$0	\$0	\$0	\$0	\$0	\$0	\$0	\$0	\$0	\$0
Equine Drug Research	\$5,255	\$12	\$0	\$0	\$0	\$0	\$0	\$0	\$0	\$5,267
Higher Ed Equine Trust	\$5,255	\$12	\$0	\$0	\$0	\$0	\$0	\$0	\$0	\$5,267
Equine Industry Progr..	\$10,511	\$24	\$0	\$0	\$0	\$0	\$0	\$0	\$0	\$10,535
General Fund	\$18,394	\$12	\$0	\$0	\$0	\$0	\$0	\$0	\$0	\$18,406

Simulcast Wagers on Interstate and Intertrack Live Horse Racing

	Churchill Downs Racetrack, LLC		ECL Corbin, LLC	Ellis Entertainment..	Keeneland Association, I..	Kentucky Downs, LLC	Lexington Trots Breeder..	Revolutionary Racing Kentu..	Turfway Park, LLC	WKY Development,...	Grand Total
	Churchill Downs Racetr..	Louisville Thoroughbred..	Cumberland Run Racetrack	Ellis Park Racetrack	Keeneland Racetrack	Kentucky Downs Racetr..	Red Mile Racetrack	Revolutionary Racing Kentu..	Turfway Park Racetrack	Oak Grove Racetrack	
Off-Track Handle (Simulca..	\$1,801,400	\$9,275	\$56,007	\$818,549	\$2,100,412	\$618,049	\$1,068,532	\$110,392	\$1,030,042	\$229,762	\$7,842,420
Thoroughbred	\$1,742,702	\$8,686	\$51,271	\$769,138	\$2,098,729	\$554,151	\$0	\$102,092	\$996,388	\$201,139	\$6,524,295
Standardbred	\$54,991	\$589	\$3,711	\$47,556	\$0	\$53,219	\$1,063,091	\$7,862	\$22,191	\$20,680	\$1,273,890
Quarter Horse	\$3,707	\$0	\$995	\$1,856	\$1,683	\$9,450	\$5,441	\$439	\$11,463	\$7,943	\$42,977
All Other Breeds	\$0	\$0	\$29	\$0	\$0	\$1,229	\$0	\$0	\$0	\$0	\$1,258
Excise Tax - Simulcast	\$27,021	\$0	\$0	\$12,278	\$31,506	\$9,271	\$0	\$1,656	\$15,451	\$0	\$97,183
Thoroughbred Dev. Fund	\$17,427	\$0	\$0	\$7,691	\$20,987	\$5,542	\$0	\$1,021	\$9,964	\$0	\$62,632
Standardbred Dev. Fund	\$550	\$0	\$0	\$476	\$0	\$532	\$0	\$79	\$222	\$0	\$1,858
Quarter Horse Dev. Fund	\$37	\$0	\$0	\$19	\$17	\$107	\$0	\$4	\$115	\$0	\$298
Equine Drug Research	\$901	\$0	\$0	\$409	\$1,050	\$309	\$0	\$55	\$515	\$0	\$3,239
Higher Education Equine..	\$901	\$0	\$0	\$409	\$1,050	\$309	\$0	\$55	\$515	\$0	\$3,239
Equine Industry Programs	\$450	\$0	\$0	\$205	\$525	\$155	\$0	\$28	\$258	\$0	\$1,620
General Fund	\$6,755	\$0	\$0	\$3,070	\$7,877	\$2,318	\$0	\$414	\$3,863	\$0	\$24,296

Pari-Mutuel Wagering for November 2024

November

THE FOLLOWING REPORTING IS FOR ILLUSTRATIVE PURPOSES ONLY AND MAY BE AMENDED AS DEEMED SUITABLE BY THE KENTUCKY HORSE RACING COMMISSION. THE DISTRIBUTIONS FROM THE EXCISE TAX HAVE BEEN CALCULATED PURSUANT TO KRS 138 AND GUIDANCE FROM THE DEPARTMENT OF REVENUE. 2024

On-Track Wagers on Historical Horse Racing

	Churchill Downs Racetrack, LLC		ECL Corbin, LLC		Ellis Entertainmen..	Kentucky Downs, LLC		Lexington Trots Breeder..	Revolutionary Racing Kentu..	Turfway Park, LLC		WKY Development,...	Grand Total
	Derby City Gaming	Derby City Gaming Downtown	Corbin	Williamsburg	Henderson	Bowling Green	Franklin	Red Mile	Sandy's Racing and Gaming	Newport	Turfway Park	Oak Grove	
On-Track Handle	\$193,246,529	\$17,117,435	\$3,345,788	\$41,203,338	\$20,852,965	\$45,074,549	\$159,036,323	\$91,933,490	\$31,220,778	\$27,689,995	\$61,244,705	\$163,764,176	\$855,732,071
Return to Public	\$175,861,738	\$15,773,503	\$3,056,187	\$37,001,203	\$18,628,821	\$40,746,714	\$144,215,639	\$83,363,454	\$28,076,994	\$25,152,963	\$55,112,828	\$149,358,921	\$776,348,965
Pool Growth	(\$49,651)	(\$224,440)	(\$16,224)	\$232,570	\$195,247	\$110,697	\$607,489	\$61,641	\$351,294	(\$84,388)	\$241,675	(\$206,517)	\$1,219,392
Breakage	\$610	\$124	\$69	\$937	\$262	\$338	\$3,877	\$5,029	\$907	\$19	\$113	\$445	\$12,730
Gross Commission - Win	\$17,433,832	\$1,568,248	\$305,755	\$3,968,628	\$2,028,635	\$4,216,800	\$14,211,319	\$8,503,368	\$2,791,584	\$2,621,401	\$5,890,089	\$14,611,327	\$78,150,984
Excise Tax - HHR	\$2,898,598	\$256,762	\$50,187	\$618,050	\$312,794	\$676,118	\$2,385,575	\$1,379,002	\$468,312	\$415,350	\$918,671	\$2,456,463	\$12,835,981
Thoroughbred Dev. Fund	\$1,449,349	\$128,381	\$0	\$0	\$156,397	\$338,059	\$1,192,787	\$344,751	\$0	\$207,675	\$459,335	\$614,116	\$4,890,850
Standardbred Dev. Fund	\$0	\$0	\$33,458	\$412,033	\$0	\$0	\$0	\$459,667	\$0	\$0	\$0	\$818,821	\$1,723,980
Quarter Horse Dev. Fund	\$0	\$0	\$0	\$0	\$0	\$0	\$0	\$0	\$312,208	\$0	\$0	\$0	\$312,208
General Fund and Other	\$1,449,349	\$128,381	\$16,729	\$206,017	\$156,397	\$338,059	\$1,192,787	\$574,584	\$156,104	\$207,675	\$459,335	\$1,023,526	\$5,908,944
Adjusted Commission - Win	\$14,535,134	\$1,311,486	\$255,568	\$3,350,578	\$1,715,841	\$3,540,682	\$11,825,744	\$7,124,365	\$2,323,272	\$2,206,051	\$4,971,418	\$12,154,864	\$65,315,003
Avg. Terminal Count	1,268	440	52	446	292	448	1,113	885	529	446	803	1,227	7,946
Adjusted Commission - Wf..	\$11,468	\$2,983	\$4,880	\$7,515	\$5,885	\$7,907	\$10,627	\$8,052	\$4,391	\$4,951	\$6,194	\$9,910	\$84,762

Advance Deposit Account Wagering

	AmWest Entertain..	eBet Technologies	Lien Games Raci..	NYRABets	TVG	Twinspires	WatchandWager...	Xpressbet	Grand Total
Total Handle	\$137,320	\$67,961	\$130,113	\$1,050,945	\$10,095,112	\$17,115,276	\$34,450	\$2,828,576	\$31,459,752
In-State Races	\$58	\$2,809	\$129	\$310,064	\$2,614,291	\$6,110,910	\$15,876	\$1,246,777	\$10,300,914
Out-of-State Races	\$137,262	\$65,152	\$129,984	\$740,881	\$7,480,821	\$11,004,366	\$18,574	\$1,581,799	\$21,158,838
Excise Tax - ADW	\$2,060	\$1,019	\$1,952	\$15,764	\$151,427	\$256,729	\$517	\$42,429	\$471,896
Host Track - Purses	\$875	\$433	\$829	\$6,700	\$64,356	\$109,110	\$220	\$18,032	\$200,556
Host Tracks	\$875	\$433	\$829	\$6,700	\$64,356	\$109,110	\$220	\$18,032	\$200,556
General Fund	\$309	\$153	\$293	\$2,365	\$22,714	\$38,509	\$78	\$6,364	\$70,784

Total Distributions by Account

The General Fund line includes amounts that are deposited to various accounts. These caps are calculated from deposits resulting from the excise tax for conducting pari-mutuel wagering on historical horse racing. Since these amounts are calculated as a whole and not per licensee, a one-time transfer will be made once the caps are met within the fiscal year. At the end of the fiscal year, approximately \$2M must be deducted from this line in order to determine the actual amount retained by the General Fund. Please contact the Department of Revenue with any questions regarding these transfers.

Total Excise Tax	\$15,835,534
Equine Drug Research	\$328,507
Equine Industry Program	\$1,723,619
Higher Education Program	\$328,507
K. Thoroughbred Development Fund	\$4,992,898
K. Standardbred Development Fund	\$1,725,957
K. Quarter Horse Development Fund	\$312,506
Host Track - Purses	\$200,556
Host Tracks	\$200,556
General Fund (See Note on Caps)	\$6,022,430
Backside Improvement Fund	\$26,277

Pari-Mutuel Wagering for December 2024

December

THE FOLLOWING REPORTING IS FOR ILLUSTRATIVE PURPOSES ONLY AND MAY BE AMENDED AS DEEMED SUITABLE BY THE KENTUCKY HORSE RACING COMMISSION. THE DISTRIBUTIONS FROM THE EXCISE TAX HAVE BEEN CALCULATED PURSUANT TO KRS 138 AND GUIDANCE FROM THE DEPARTMENT OF REVENUE. 2024

On-Track Wagers on Live Horse Racing

	Churchill Downs Racetrack, LLC	ECL Corbin, LLC	Entertainment, LLC	Ellis Entertainment, LLC	Keeneland Association, Inc.	Kentucky Downs, LLC	Lexington Trots Breeders Association, LLC	Revolutionary Racing Kentucky, LLC	Turfway Park, LLC	WKY Development, LLC	Grand Total
Race Dates	1	0	0	0	0	0	0	0	15	0	16
On-Track Handle	\$164,643	\$0	\$0	\$0	\$0	\$0	\$0	\$0	\$902,896	\$0	\$1,067,539
Return to Public	\$100,666	\$0	\$0	\$0	\$0	\$0	\$0	\$0	\$651,689	\$0	\$752,355
Commission	\$31,456	\$0	\$0	\$0	\$0	\$0	\$0	\$0	\$174,467	\$0	\$205,923
Settlement	\$32,458	\$0	\$0	\$0	\$0	\$0	\$0	\$0	\$76,225	\$0	\$108,683
Breakage	\$92	\$0	\$0	\$0	\$0	\$0	\$0	\$0	\$519	\$0	\$612
Minus Pools	(\$30)	\$0	\$0	\$0	\$0	\$0	\$0	\$0	(\$3)	\$0	(\$33)
Daily Average Live Han..	\$164,643								\$60,193		\$66,721
Backside Improvement ..	\$823	\$0	\$0	\$0	\$0	\$0	\$0	\$0	\$4,514	\$0	\$5,338
Excise Tax	\$2,470	\$0	\$0	\$0	\$0	\$0	\$0	\$0	\$13,543	\$0	\$16,013
Thoroughbred Develop..	\$1,235	\$0	\$0	\$0	\$0	\$0	\$0	\$0	\$6,772	\$0	\$8,007
Standardbred Develop..	\$0	\$0	\$0	\$0	\$0	\$0	\$0	\$0	\$0	\$0	\$0
Quarter Horse Develop..	\$0	\$0	\$0	\$0	\$0	\$0	\$0	\$0	\$0	\$0	\$0
Equine Drug Research	\$165	\$0	\$0	\$0	\$0	\$0	\$0	\$0	\$903	\$0	\$1,068
Higher Ed Equine Trust	\$165	\$0	\$0	\$0	\$0	\$0	\$0	\$0	\$903	\$0	\$1,068
Equine Industry Progr..	\$329	\$0	\$0	\$0	\$0	\$0	\$0	\$0	\$1,806	\$0	\$2,135
General Fund	\$576	\$0	\$0	\$0	\$0	\$0	\$0	\$0	\$3,160	\$0	\$3,736

Simulcast Wagers on Interstate and Intertrack Live Horse Racing

	Churchill Downs Racetrack, LLC		ECL Corbin, LLC	Ellis Entertainment..	Keeneland Association, I..	Kentucky Downs, LLC	Lexington Trots Breeder..	Revolutionary Racing Kentu..	Turfway Park, LLC	WKY Development...	Grand Total
	Churchill Downs Racetr..	Louisville Thoroughbred..	Cumberland Run Racetrack	Ellis Park Racetrack	Keeneland Racetrack	Kentucky Downs Racetr..	Red Mile Racetrack	Revolutionary Racing Kentu..	Turfway Park Racetrack	Oak Grove Racetrack	
Off-Track Handle (Simulca..	\$1,149,276	\$1,542	\$34,448	\$542,065	\$1,395,875	\$515,600	\$758,480	\$86,861	\$814,568	\$192,398	\$5,491,111
Thoroughbred	\$1,092,147	\$1,541	\$32,166	\$507,611	\$1,395,294	\$461,169	\$0	\$82,326	\$756,331	\$162,717	\$4,491,301
Standardbred	\$51,558	\$1	\$1,571	\$33,289	\$0	\$47,524	\$750,832	\$4,515	\$36,891	\$21,022	\$947,201
Quarter Horse	\$5,305	\$0	\$652	\$1,082	\$0	\$6,058	\$7,649	\$0	\$21,080	\$8,653	\$50,479
All Other Breeds	\$0	\$0	\$54	\$0	\$0	\$697	\$0	\$0	\$0	\$0	\$751
Excise Tax - Simulcast	\$17,239	\$0	\$0	\$8,131	\$20,938	\$7,734	\$0	\$1,303	\$12,219	\$0	\$67,564
Thoroughbred Dev. Fund	\$10,921	\$0	\$0	\$5,076	\$13,953	\$4,612	\$0	\$823	\$7,563	\$0	\$42,949
Standardbred Dev. Fund	\$516	\$0	\$0	\$333	\$0	\$475	\$0	\$45	\$369	\$0	\$1,738
Quarter Horse Dev. Fund	\$56	\$0	\$0	\$12	\$6	\$69	\$0	\$0	\$213	\$0	\$356
Equine Drug Research	\$575	\$0	\$0	\$271	\$698	\$258	\$0	\$43	\$407	\$0	\$2,252
Higher Education Equine..	\$575	\$0	\$0	\$271	\$698	\$258	\$0	\$43	\$407	\$0	\$2,252
Equine Industry Programs	\$287	\$0	\$0	\$136	\$349	\$129	\$0	\$22	\$204	\$0	\$1,126
General Fund	\$4,310	\$0	\$0	\$2,033	\$5,235	\$1,933	\$0	\$326	\$3,055	\$0	\$16,891

Pari-Mutuel Wagering for December 2024

December

THE FOLLOWING REPORTING IS FOR ILLUSTRATIVE PURPOSES ONLY AND MAY BE AMENDED AS DEEMED SUITABLE BY THE KENTUCKY HORSE RACING COMMISSION. THE DISTRIBUTIONS FROM THE EXCISE TAX HAVE BEEN CALCULATED PURSUANT TO KRS 138 AND GUIDANCE FROM THE DEPARTMENT OF REVENUE.

On-Track Wagers on Historical Horse Racing

	Churchill Downs Racetrack, LLC		ECL Corbin, LLC		Ellis Entertainmen..	Kentucky Downs, LLC		Lexington Trots Breeder..	Revolutionary Racing Kentu..	Turfway Park, LLC		WKY Development,...	Grand Total
	Derby City Gaming	Derby City Gaming Downtown	Corbin	Williamsburg	Henderson	Bowling Green	Franklin	Red Mile	Sandy's Racing and Gaming	Newport	Turfway Park	Oak Grove	
On-Track Handle	\$195,379,153	\$16,186,811	\$4,171,336	\$44,148,721	\$21,619,037	\$46,623,902	\$161,075,543	\$92,882,530	\$33,940,308	\$29,532,361	\$65,657,044	\$157,953,333	\$869,170,078
Return to Public	\$177,470,917	\$14,736,435	\$3,817,632	\$39,709,204	\$19,403,388	\$41,839,935	\$146,242,841	\$84,286,523	\$30,803,121	\$26,683,315	\$59,352,311	\$143,374,748	\$787,720,371
Pool Growth	\$203,885	(\$44,477)	(\$18,187)	\$222,349	\$119,230	\$433,644	\$503,604	\$244,825	\$101,758	\$60,750	\$12,565	\$423,478	\$2,263,536
Breakage	\$725	\$120	\$61	\$886	\$253	\$383	\$3,817	\$4,880	\$1,161	\$6	\$145	\$571	\$13,008
Gross Commission - Win	\$17,703,515	\$1,494,733	\$371,830	\$4,216,281	\$2,096,166	\$4,349,941	\$14,325,280	\$8,346,303	\$3,034,268	\$2,788,289	\$6,292,022	\$14,154,536	\$79,173,164
Excise Tax - HHR	\$2,930,687	\$242,802	\$62,570	\$662,231	\$324,286	\$699,359	\$2,416,133	\$1,393,238	\$509,105	\$442,985	\$984,856	\$2,369,300	\$13,037,551
Thoroughbred Dev. Fund	\$1,465,344	\$121,401	\$0	\$0	\$162,143	\$348,679	\$1,208,067	\$348,309	\$0	\$221,493	\$492,428	\$592,325	\$4,961,188
Standardbred Dev. Fund	\$0	\$0	\$41,713	\$441,487	\$0	\$0	\$0	\$464,413	\$0	\$0	\$0	\$789,767	\$1,737,380
Quarter Horse Dev. Fund	\$0	\$0	\$0	\$0	\$0	\$0	\$0	\$0	\$339,403	\$0	\$0	\$0	\$339,403
General Fund and Other	\$1,465,344	\$121,401	\$20,857	\$220,744	\$162,143	\$349,679	\$1,208,067	\$580,516	\$169,702	\$221,493	\$492,428	\$987,208	\$5,999,580
Adjusted Commission - Win	\$14,772,827	\$1,251,931	\$309,260	\$3,554,050	\$1,771,880	\$3,650,582	\$11,909,147	\$6,953,065	\$2,525,163	\$2,345,304	\$5,307,167	\$11,785,236	\$66,135,613
Avg. Terminal Count	1,269	434	54	446	293	449	1,112	879	530	452	800	1,229	7,947
Adjusted Commission - Wi..	\$11,645	\$2,885	\$5,676	\$7,961	\$6,046	\$6,122	\$10,709	\$7,913	\$4,769	\$5,190	\$6,633	\$9,589	\$87,138

Advance Deposit Account Wagering

	AmWest Entertain..	eBet Technologies	Lien Games Raci..	NYRABets	TVG	Twinspires	WatchandWager...	Xpressbet	Grand Total
Total Handle	\$65,091	\$45,373	\$79,745	\$708,090	\$7,071,206	\$9,108,115	\$55,735	\$1,655,887	\$18,789,242
In-State Races	\$0	\$2,140	\$0	\$140,129	\$1,321,213	\$2,545,823	\$16,276	\$410,172	\$4,435,752
Out-of-State Races	\$65,091	\$43,233	\$79,745	\$567,962	\$5,749,993	\$6,562,292	\$39,459	\$1,245,716	\$14,353,490
Excise Tax - ADW	\$976	\$681	\$1,196	\$10,621	\$106,068	\$136,622	\$836	\$24,838	\$281,839
Host Track - Purses	\$415	\$289	\$508	\$4,514	\$45,079	\$58,064	\$355	\$10,556	\$119,781
Host Tracks	\$415	\$289	\$508	\$4,514	\$45,079	\$58,064	\$355	\$10,556	\$119,781
General Fund	\$146	\$102	\$179	\$1,593	\$15,910	\$20,493	\$125	\$3,726	\$42,276

Total Distributions by Account

The General Fund line includes amounts that are deposited to various accounts. These caps are calculated from deposits resulting from the excise tax for conducting pari-mutuel wagering on historical horse racing. Since these amounts are calculated as a whole and not per licensee, a one-time transfer will be made once the caps are met within the fiscal year. At the end of the fiscal year, approximately \$2M must be deducted from this line in order to determine the actual amount retained by the General Fund. Please contact the Department of Revenue with any questions regarding these transfers.

Total Excise Tax	\$15,781,307
Equine Drug Research	\$323,320
Equine Industry Program	\$1,741,601
Higher Education Program	\$323,320
K. Thoroughbred Development Fund	\$5,012,144
K. Standardbred Development Fund	\$1,739,118
K. Quarter Horse Development Fund	\$339,759
Host Track - Purses	\$119,781
Host Tracks	\$119,781
General Fund (See Note on Caps)	\$6,062,483
Backside Improvement Fund	\$5,338

Pari-Mutuel Wagering for FY 2025 (YTD)

THE FOLLOWING REPORTING IS FOR ILLUSTRATIVE PURPOSES ONLY AND MAY BE AMENDED AS DEEMED SUITABLE BY THE KENTUCKY HORSE RACING COMMISSION. THE DISTRIBUTIONS FROM THE EXCISE TAX HAVE BEEN CALCULATED PURSUANT TO KRS 138 AND GUIDANCE FROM THE DEPARTMENT OF REVENUE.

On-Track Wagers on Live Horse Racing

	Churchill Downs Racetrack, LLC	ECL Corbin, LLC	Ellis Entertainment, LLC	Keeneland Association, Inc.	Kentucky Downs, LLC	Lexington Trots Breeders Association, LLC	Revolutionary Racing Kentucky, LLC	Turfway Park, LLC	WKY Development, LLC	Grand Total
Race Dates	40	12	25	17	7	32	0	15	8	156
On-Track Handle	\$8,762,181	\$44,638	\$2,816,334	\$16,597,162	\$2,084,357	\$938,898	\$0	\$902,896	\$38,719	\$32,185,185
Return to Public	\$6,714,187	\$27,375	\$2,205,822	\$12,342,139	\$1,443,523	\$788,254	\$0	\$651,689	\$26,195	\$24,199,183
Commission	\$1,682,797	\$8,937	\$545,597	\$2,946,461	\$376,662	\$190,678	\$0	\$174,467	\$8,428	\$5,934,027
Settlement	\$361,723	\$8,355	\$63,171	\$1,298,927	\$262,493	(\$35,602)	\$0	\$76,225	\$4,048	\$2,039,339
Breakage	\$6,837	\$111	\$2,179	\$13,058	\$1,712	\$670	\$0	\$519	\$53	\$25,141
Minus Pools	(\$3,363)	(\$140)	(\$434)	(\$3,424)	(\$33)	(\$5,102)	\$0	(\$3)	(\$6)	(\$12,505)
Daily Average Live Han..	\$219,055	\$3,720	\$112,653	\$976,304	\$297,765	\$29,341	\$0	\$60,193	\$4,840	\$206,315
Backside Improvement ..	\$43,811	\$0	\$14,082	\$82,986	\$10,422	\$0	\$0	\$4,514	\$0	\$155,815
Excise Tax	\$131,433	\$670	\$42,245	\$248,957	\$31,265	\$14,083	\$0	\$13,543	\$581	\$482,778
Thoroughbred Develop..	\$65,716	\$0	\$21,123	\$124,479	\$15,633	\$0	\$0	\$6,772	\$0	\$233,722
Standardbred Develop..	\$0	\$446	\$0	\$0	\$0	\$9,389	\$0	\$0	\$387	\$10,223
Quarter Horse Develop..	\$0	\$0	\$0	\$0	\$0	\$0	\$0	\$0	\$0	\$0
Equine Drug Research	\$8,762	\$45	\$2,816	\$16,597	\$2,084	\$939	\$0	\$903	\$39	\$32,185
Higher Ed Equine Trust	\$8,762	\$45	\$2,816	\$16,597	\$2,084	\$939	\$0	\$903	\$39	\$32,185
Equine Industry Progr..	\$17,524	\$89	\$5,633	\$33,194	\$4,169	\$1,878	\$0	\$1,806	\$77	\$64,370
General Fund	\$30,668	\$45	\$9,857	\$58,090	\$7,295	\$939	\$0	\$3,160	\$39	\$110,093

Simulcast Wagers on Interstate and Intertrack Live Horse Racing

	Churchill Downs Racetrack, LLC		ECL Corbin, LLC	Ellis Entertainment..	Keeneland Association, I..	Kentucky Downs, LLC	Lexington Trots Breeders Ass..	Revolutionary Racing Kentu..	Turfway Park, LLC	WKY Development..	Grand Total
	Churchill Downs Racetrack..	Louisville Thoroughbred..	Cumberland Run Racetra..	Ellis Park Racetrack	Keeneland Racetrack	Kentucky Downs Racetrack..	Red Mile Racetrack	Revolutionary Racing Kent..	Turfway Park Racetrack	Oak Grove Racetrack	
Off-Track Handle (Simul..)	\$9,499,378	\$35,803	\$278,483	\$4,547,453	\$11,072,755	\$4,846,300	\$6,447,387	\$546,436	\$5,239,398	\$1,559,663	\$44,073,054
Thoroughbred	\$9,115,951	\$33,662	\$252,918	\$4,227,036	\$11,050,652	\$4,469,331	\$0	\$504,360	\$5,000,415	\$1,313,438	\$35,967,762
Standardbred	\$317,567	\$2,029	\$20,688	\$296,409	\$0	\$300,329	\$6,413,418	\$38,592	\$160,327	\$190,030	\$7,739,389
Quarter Horse	\$65,594	\$112	\$4,618	\$23,920	\$21,522	\$71,298	\$33,933	\$3,464	\$78,391	\$56,188	\$359,037
All Other Breeds	\$0	\$0	\$254	\$5	\$0	\$5,190	\$36	\$0	\$0	\$0	\$5,486
Excise Tax - Simulcast	\$142,491	\$0	\$0	\$68,212	\$166,091	\$72,694	\$0	\$8,197	\$78,591	\$0	\$536,276
Thoroughbred Dev. Fu..	\$91,160	\$0	\$0	\$42,270	\$110,507	\$44,693	\$0	\$5,044	\$50,004	\$0	\$343,677
Standardbred Dev. Fu..	\$3,176	\$0	\$0	\$2,964	\$0	\$3,003	\$0	\$386	\$1,603	\$0	\$11,132
Quarter Horse Dev. F..	\$659	\$0	\$0	\$240	\$221	\$766	\$0	\$35	\$787	\$0	\$2,708
Equine Drug Research	\$4,750	\$0	\$0	\$2,274	\$5,536	\$2,423	\$0	\$273	\$2,620	\$0	\$17,876
Higher Education Equi..	\$4,750	\$0	\$0	\$2,274	\$5,536	\$2,423	\$0	\$273	\$2,620	\$0	\$17,876
Equine Industry Progr..	\$2,375	\$0	\$0	\$1,137	\$2,768	\$1,212	\$0	\$137	\$1,310	\$0	\$8,938
General Fund	\$35,623	\$0	\$0	\$17,053	\$41,523	\$18,174	\$0	\$2,049	\$19,648	\$0	\$134,069

Pari-Mutuel Wagering for FY 2025 (YTD)

THE FOLLOWING REPORTING IS FOR ILLUSTRATIVE PURPOSES ONLY AND MAY BE AMENDED AS DEEMED SUITABLE BY THE KENTUCKY HORSE RACING COMMISSION. THE DISTRIBUTIONS FROM THE EXCISE TAX HAVE BEEN CALCULATED PURSUANT TO KRS 138 AND GUIDANCE FROM THE DEPARTMENT OF REVENUE.

On-Track Wagers on Historical Horse Racing

	Churchill Downs Racetrack, LLC		ECL Corbin, LLC		Ellis Entertainment, ..	Kentucky Downs, LLC		Lexington Trots Breeders Asso..	Revolutionary Racing Kentuc..	Turfway Park, LLC		WKY Development, ..	Grand Total
	Derby City Gaming	Derby City Gaming Downt..	Corbin	Williamsburg	Henderson	Bowling Green	Franklin	Red Mile	Sandy's Racing and Gaming	Newport	Turfway Park	Oak Grove	
On-Track Handle	\$1,138,317,868	\$97,885,756	\$22,529,844	\$256,376,768	\$127,438,766	\$263,951,592	\$970,247,884	\$525,783,653	\$189,853,418	\$173,807,356	\$357,341,414	\$927,479,691	\$5,051,014,009
Return to Public	\$1,034,508,544	\$88,877,243	\$20,345,574	\$230,508,137	\$114,511,920	\$237,991,670	\$881,395,240	\$478,071,294	\$171,829,254	\$157,006,286	\$322,187,497	\$843,399,678	\$4,580,632,335
Pool Growth	\$781,664	(\$42,836)	\$85,696	\$1,245,222	\$628,584	\$1,207,471	\$2,964,042	\$138,502	\$1,036,173	\$459,842	\$860,161	\$1,185,498	\$10,550,020
Breakage	\$3,185	\$591	\$421	\$5,699	\$2,175	\$2,640	\$25,315	\$28,361	\$4,820	\$524	\$572	\$3,127	\$77,430
Gross Commission - ..	\$103,024,475	\$9,050,758	\$2,098,152	\$24,617,710	\$12,296,086	\$24,749,811	\$85,863,288	\$47,545,504	\$16,983,172	\$16,340,704	\$34,293,184	\$82,891,391	\$459,754,236
Excise Tax - HHR	\$17,074,768	\$1,468,286	\$337,948	\$3,845,652	\$1,911,581	\$3,959,274	\$14,553,718	\$7,886,755	\$2,847,801	\$2,607,110	\$5,360,121	\$13,912,195	\$75,765,210
Thoroughbred Dev. F..	\$8,537,384	\$734,143	\$0	\$0	\$955,791	\$1,979,637	\$7,276,859	\$1,971,689	\$0	\$1,303,555	\$2,680,061	\$3,478,049	\$28,917,167
Standardbred Dev. Fu..	\$0	\$0	\$225,298	\$2,563,768	\$0	\$0	\$0	\$2,628,918	\$0	\$0	\$0	\$4,637,398	\$10,055,383
Quarter Horse Dev. F..	\$0	\$0	\$0	\$0	\$0	\$0	\$0	\$0	\$1,898,534	\$0	\$0	\$0	\$1,898,534
General Fund and Oth..	\$8,537,384	\$734,143	\$112,649	\$1,281,884	\$955,791	\$1,979,637	\$7,276,859	\$3,286,148	\$949,267	\$1,303,555	\$2,680,061	\$5,796,748	\$34,894,126
Adj. Commission - Win	\$85,949,707	\$7,582,472	\$1,760,205	\$20,772,058	\$10,384,505	\$20,790,537	\$71,309,570	\$39,656,750	\$14,135,370	\$13,733,594	\$28,933,063	\$68,979,196	\$383,989,025

Advance Deposit Account Wagering

	AmWest Entertai..	eBet Technologi..	Lien Games Raci..	NYRABets	TVG	Twinspires	WatchandWager..	Xpressbet	Grand Total
Total Handle	\$780,027	\$226,446	\$849,762	\$6,234,268	\$55,143,684	\$83,607,604	\$247,035	\$14,855,995	\$161,944,822
In-State Races	\$60,634	\$17,608	\$26,457	\$1,483,811	\$12,938,585	\$27,337,870	\$63,099	\$5,567,595	\$47,495,659
Out-of-State Races	\$719,392	\$208,838	\$823,305	\$4,750,458	\$42,205,099	\$56,269,734	\$183,936	\$9,288,401	\$114,449,163
Excise Tax - ADW	\$11,700	\$3,397	\$12,746	\$93,514	\$827,155	\$1,254,114	\$3,706	\$222,840	\$2,429,172
Host Track - Purses	\$4,973	\$1,444	\$5,417	\$39,743	\$351,541	\$532,998	\$1,575	\$94,707	\$1,032,398
Host Tracks	\$4,973	\$1,444	\$5,417	\$39,743	\$351,541	\$532,998	\$1,575	\$94,707	\$1,032,398
General Fund	\$1,755	\$510	\$1,912	\$14,027	\$124,073	\$188,117	\$556	\$33,426	\$364,376

Total Distributions by Account

The General Fund line includes amounts that are deposited to various accounts. These caps are calculated from deposits resulting from the excise tax for conducting pari-mutuel wagering on historical horse racing. Since these amounts are calculated as a whole and not per licensee, a one-time transfer will be made once the caps are met within the fiscal year. At the end of the fiscal year, approximately \$2M must be deducted from this line in order to determine the actual amount retained by the General Fund. Please contact the Department of Revenue with any questions regarding these transfers.

Total Excise Tax	\$81,853,436
Equine Drug Research	\$370,061
Equine Industry Program	\$2,073,308
Higher Education Program	\$370,061
K. Thoroughbred Development Fund	\$29,494,567
K. Standardbred Development Fund	\$10,076,738
K. Quarter Horse Development Fund	\$1,901,242
Host Track - Purses	\$1,032,398
Host Tracks	\$1,032,398
General Fund (See Note on Caps)	\$35,502,663
Backside Improvement Fund	\$155,815

SPORTS WAGERING

Online - September 2023

September 2023

	Cumberland Run	Ellis Park	Oak Grove	Red Mile	Sandy's	Turfway Park	Grand Total
	DraftKings	Penn Sports Inter..	Fanatics	Caesars	BetMGM	Fanduel	
Wagers	\$15,457,063	\$266,347	\$269,166	\$1,141,717	\$4,203,610	\$15,128,798	\$36,466,699
Winnings	\$15,209,701	\$259,669	\$272,642	\$1,055,220	\$3,167,473	\$14,941,562	\$34,906,268
Federal Excise Tax Paid	\$24,283	\$790	\$858	\$2,515	\$2,785	\$21,821	\$53,052
Adjusted Gross Revenue	\$223,079	\$5,887	(\$4,334)	\$83,981	\$1,033,352	\$165,415	\$1,507,380
Kentucky Excise Tax	\$31,789	\$839	\$0	\$11,967	\$147,253	\$23,572	\$215,419

Retail - September 2023

	Churchill Downs	Cumberland Run	Ellis Park	Oak Grove	Red Mile	Turfway Park	Grand Total
	Kambi	DraftKings	Kambi	Kambi	Caesars	Kambi	
Wagers	\$3,024,575	\$475,148	\$100,088	\$499,188	\$3,860,192	\$1,093,637	\$9,052,828
Winnings	\$2,639,466	\$478,724	\$72,149	\$382,778	\$3,414,920	\$952,889	\$7,940,925
Federal Excise Tax Pa..	\$8,372	\$1,188	\$262	\$1,248	\$9,650	\$3,160	\$23,881
Adjusted Gross Reven..	\$376,737	(\$4,764)	\$27,677	\$115,163	\$435,621	\$137,588	\$1,088,022
Kentucky Excise Tax	\$36,732	\$0	\$2,698	\$11,228	\$42,473	\$13,415	\$106,547

Glossary:

Wagers includes both wagers paid out and wagers resolved for the reporting period.

Winnings is the amount returned to winning players for the reporting period.

Federal Excise Tax Paid reflects the amount reported by each operator/service provider for the federal excise tax on sports wagering.

Adjusted Gross Revenue (AGR) is the sum of settled wagers collected on all sporting events, less winnings paid and excise taxes paid according to federal law.

Kentucky Excise Tax is tax paid to the state, calculated from taxable AGR at the rate of 9.75% for wagers placed at retail locations and 14.25% for online wagering.

**Penn Sports is now marketed as ESPNbet.

Data is provided for informational purposes using self-reported values submitted by licensees and is subject to change. For more information on tax data, please contact the Department of Rev..

Online - October 2023

	Cumberland Run	Ellis Park	Oak Grove	Red Mile	Sandy's	Turfway Park	Grand Total
	DraftKings	Penn Sports Inter..	Fanatics	Caesars	BetMGM	Fanduel	
Wagers	\$109,480,551	\$2,656,699	\$4,365,599	\$12,882,103	\$41,531,486	\$116,023,142	\$286,939,580
Winnings	\$90,002,719	\$2,274,283	\$3,867,965	\$10,703,410	\$31,181,722	\$95,643,623	\$233,673,722
Federal Excise Tax Paid	\$215,370	\$6,555	\$10,290	\$27,214	\$57,861	\$217,263	\$534,552
Adjusted Gross Revenue	\$19,262,462	\$375,861	\$487,344	\$2,151,478	\$10,291,903	\$20,162,257	\$52,731,306
Kentucky Excise Tax	\$2,744,901	\$53,560	\$68,829	\$306,586	\$1,466,596	\$2,873,122	\$7,513,593

Retail - October 2023

	Churchill Downs	Cumberland Run	Ellis Park	Oak Grove	Red Mile	Sandy's	Turfway Park	Grand Total
	Kambi	DraftKings	Kambi	Kambi	Caesars	BetMGM	Kambi	
Wagers	\$2,888,197	\$358,498	\$108,592	\$650,665	\$2,922,056	\$49,364	\$1,171,716	\$8,149,089
Winnings	\$2,619,836	\$279,485	\$114,083	\$577,358	\$2,383,740	\$40,915	\$1,057,598	\$7,073,015
Federal Excise Tax Pa..	\$7,467	\$896	\$347	\$1,627	\$7,305	\$0	\$2,788	\$20,430
Adjusted Gross Reven..	\$260,894	\$78,117	(\$5,838)	\$71,680	\$531,011	\$8,449	\$111,330	\$1,055,643
Kentucky Excise Tax	\$25,437	\$7,152	\$0	\$6,989	\$51,774	\$824	\$10,855	\$103,030

Glossary:

Wagers includes both wagers paid out and wagers resolved for the reporting period.

Winnings is the amount returned to winning players for the reporting period.

Federal Excise Tax Paid reflects the amount reported by each operator/service provider for the federal excise tax on sports wagering.

Adjusted Gross Revenue (AGR) is the sum of settled wagers collected on all sporting events, less winnings paid and excise taxes paid according to federal law.

Kentucky Excise Tax is tax paid to the state, calculated from taxable AGR at the rate of 9.75% for wagers placed at retail locations and 14.25% for online wagering.

**Penn Sports is now marketed as ESPNbet.

Data is provided for informational purposes using self-reported values submitted by licensees and is subject to change. For more information on tax data, please contact the Department of Rev..

Online - November 2023

	Cumberland Run	Ellis Park	Oak Grove	Red Mile	Sandy's		Turfway Park	Grand Total
	DraftKings	Penn Sports Int..	Fanatics	Caesars	bet365	BetMGM	Fanduel	
Wagers	\$101,724,518	\$17,268,280	\$5,440,193	\$14,919,489	\$18,334,804	\$12,406,300	\$101,286,894	\$271,380,477
Winnings	\$93,261,488	\$14,526,659	\$5,150,238	\$14,142,086	\$15,940,031	\$11,360,283	\$95,212,655	\$249,593,439
Federal Excise Tax Paid	\$235,599	\$44,010	\$13,214	\$35,142	\$35,376	\$27,462	\$238,876	\$629,680
Adjusted Gross Revenue	\$8,227,431	\$2,697,610	\$276,742	\$742,261	\$2,359,397	\$1,018,555	\$5,835,363	\$21,157,359
Kentucky Excise Tax	\$1,172,409	\$384,409	\$39,436	\$105,772	\$336,214	\$145,144	\$831,539	\$3,014,924

Retail - November 2023

	Churchill Downs	Cumberland Run	Ellis Park	Oak Grove	Red Mile	Sandy's	Turfway Park	Grand Total
	Kambi	DraftKings	Kambi	Kambi	Caesars	BetMGM	Kambi	
Wagers	\$3,632,950	\$333,762	\$432,053	\$944,131	\$2,422,557	\$413,255	\$1,630,542	\$9,809,249
Winnings	\$3,739,633	\$328,056	\$428,982	\$866,103	\$2,229,331	\$0	\$1,556,128	\$9,148,233
Federal Excise Tax Pa..	\$9,205	\$833	\$1,109	\$2,360	\$6,056	\$0	\$4,200	\$23,764
Adjusted Gross Reven..	(\$115,888)	\$4,838	\$1,962	\$75,668	\$187,169	\$413,255	\$70,214	\$637,217
Kentucky Excise Tax	\$0	\$475	\$0	\$7,378	\$18,249	\$40,292	\$6,846	\$73,240

Glossary:

Wagers includes both wagers paid out and wagers resolved for the reporting period.

Winnings is the amount returned to winning players for the reporting period.

Federal Excise Tax Paid reflects the amount reported by each operator/service provider for the federal excise tax on sports wagering.

Adjusted Gross Revenue (AGR) is the sum of settled wagers collected on all sporting events, less winnings paid and excise taxes paid according to federal law.

Kentucky Excise Tax is tax paid to the state, calculated from taxable AGR at the rate of 9.75% for wagers placed at retail locations and 14.25% for online wagering.

**Penn Sports is now marketed as ESPNbet.

Data is provided for informational purposes using self-reported values submitted by licensees and is subject to change. For more information on tax data, please contact the Department of Rev..

Online - December 2023

December 2023

	Cumberland Run	Ellis Park	Oak Grove	Red Mile	Sandy's		Turfway Park	Grand Total
	DraftKings	Penn Sports Int..	Fanatics	Caesars	bet365	BetMGM	Fanduel	
Wagers	\$98,179,039	\$19,051,758	\$5,598,047	\$14,056,117	\$15,866,782	\$9,335,669	\$92,817,383	\$254,904,794
Winnings	\$86,477,712	\$16,776,768	\$5,153,352	\$12,810,777	\$14,243,294	\$8,450,593	\$79,505,722	\$223,418,219
Federal Excise Tax Paid	\$234,643	\$47,604	\$13,569	\$34,495	\$34,844	\$22,479	\$225,302	\$612,934
Adjusted Gross Revenue	\$11,466,684	\$2,227,386	\$431,126	\$1,210,844	\$1,588,644	\$862,597	\$13,086,359	\$30,873,640
Kentucky Excise Tax	\$1,634,003	\$317,402	\$61,435	\$172,545	\$226,382	\$122,920	\$1,864,806	\$4,399,494

Retail - December 2023

	Churchill Downs	Cumberland Run	Ellis Park	Oak Grove	Red Mile	Sandy's	Turfway Park	Grand Total
	Kambi	DraftKings	Kambi	Kambi	Caesars	BetMGM	Kambi	
Wagers	\$3,438,488	\$311,337	\$70,923	\$712,637	\$2,171,178	\$422,286	\$1,634,934	\$8,761,783
Winnings	\$3,126,673	\$295,072	\$49,353	\$607,413	\$2,031,741	\$368,698	\$1,487,484	\$7,966,433
Federal Excise Tax Pa..	\$8,720	\$784	\$177	\$1,782	\$5,428	\$0	\$4,161	\$21,053
Adjusted Gross Reven..	\$303,094	\$15,481	\$21,393	\$103,443	\$134,009	\$53,587	\$143,288	\$774,297
Kentucky Excise Tax	\$18,253	\$1,509	\$1,708	\$10,086	\$13,066	\$5,225	\$13,971	\$63,817

Glossary:

Wagers includes both wagers paid out and wagers resolved for the reporting period.

Winnings is the amount returned to winning players for the reporting period.

Federal Excise Tax Paid reflects the amount reported by each operator/service provider for the federal excise tax on sports wagering.

Adjusted Gross Revenue (AGR) is the sum of settled wagers collected on all sporting events, less winnings paid and excise taxes paid according to federal law.

Kentucky Excise Tax is tax paid to the state, calculated from taxable AGR at the rate of 9.75% for wagers placed at retail locations and 14.25% for online wagering.

**Penn Sports is now marketed as ESPNbet.

Data is provided for informational purposes using self-reported values submitted by licensees and is subject to change. For more information on tax data, please contact the Department of Rev..

Online - January 2024

	Cumberland Run	Ellis Park	Oak Grove	Red Mile	Sandy's		Turfway Park	Grand Total
	DraftKings	Penn Sports Int..	Fanatics	Caesars	bet365	BetMGM	Fanduel	
Wagers	\$91,990,665	\$15,893,638	\$4,988,491	\$13,201,734	\$14,775,257	\$10,991,573	\$85,078,903	\$236,920,260
Winnings	\$78,205,793	\$14,809,489	\$4,427,108	\$12,222,891	\$12,845,251	\$9,790,827	\$69,777,517	\$202,078,875
Federal Excise Tax Paid	\$219,608	\$39,440	\$12,305	\$32,446	\$33,366	\$24,858	\$200,763	\$562,786
Adjusted Gross Revenue	\$13,565,265	\$1,044,708	\$549,075	\$946,397	\$1,896,640	\$1,175,887	\$15,100,624	\$34,278,596
Kentucky Excise Tax	\$1,933,050	\$148,871	\$78,243	\$134,862	\$270,271	\$167,564	\$2,151,839	\$4,884,700

Retail - January 2024

	Churchill Downs	Cumberland Run	Ellis Park	Oak Grove	Red Mile	Sandy's	Turfway Park	Grand Total
	Kambi	DraftKings	Kambi	Kambi	Caesars	BetMGM	Kambi	
Wagers	\$3,519,152	\$433,666	\$150,716	\$801,462	\$2,120,495	\$348,773	\$1,309,866	\$8,684,131
Winnings	\$3,113,958	\$387,697	\$133,612	\$689,744	\$1,732,220	\$324,198	\$1,176,335	\$7,557,763
Federal Excise Tax Pa..	\$8,610	\$1,079	\$377	\$2,004	\$5,301	\$0	\$3,223	\$20,594
Adjusted Gross Reven..	\$396,585	\$44,890	\$16,727	\$109,714	\$382,974	\$24,575	\$130,308	\$1,105,774
Kentucky Excise Tax	\$38,667	\$4,377	\$1,631	\$10,697	\$37,340	\$2,396	\$12,705	\$107,813

Glossary:

Wagers includes both wagers paid out and wagers resolved for the reporting period.

Winnings is the amount returned to winning players for the reporting period.

Federal Excise Tax Paid reflects the amount reported by each operator/service provider for the federal excise tax on sports wagering.

Adjusted Gross Revenue (AGR) is the sum of settled wagers collected on all sporting events, less winnings paid and excise taxes paid according to federal law.

Kentucky Excise Tax is tax paid to the state, calculated from taxable AGR at the rate of 9.75% for wagers placed at retail locations and 14.25% for online wagering.

**Penn Sports is now marketed as ESPNbet.

Data is provided for informational purposes using self-reported values submitted by licensees and is subject to change. For more information on tax data, please contact the Department of Rev..

Online - February 2024

	Cumberland Run	Ellis Park	Oak Grove	Red Mile	Sandy's		Turfway Park	Grand Total
	DraftKings	Penn Sports Int..	Fanatics	Caesars	bet365	BetMGM	Fanduel	
Wagers	\$78,746,999	\$9,910,198	\$4,442,880	\$10,196,756	\$13,108,847	\$9,179,668	\$65,927,942	\$191,513,289
Winnings	\$70,252,177	\$9,144,072	\$4,306,786	\$9,684,041	\$12,113,114	\$8,405,018	\$58,418,279	\$172,323,489
Federal Excise Tax Paid	\$186,986	\$24,753	\$10,734	\$25,115	\$30,529	\$21,147	\$158,775	\$458,039
Adjusted Gross Revenue	\$8,307,835	\$741,372	\$125,359	\$487,600	\$965,203	\$753,504	\$7,350,887	\$18,731,761
Kentucky Excise Tax	\$1,183,867	\$105,646	\$17,864	\$69,483	\$137,541	\$107,374	\$1,047,501	\$2,669,276

Retail - February 2024

	Churchill Downs	Cumberland Run	Ellis Park	Oak Grove	Red Mile	Sandy's	Turfway Park	Grand Total
	Kambi	DraftKings	Kambi	Kambi	Caesars	BetMGM	Kambi	
Wagers	\$3,228,369	\$438,738	\$128,374	\$648,521	\$1,532,829	\$238,264	\$1,721,030	\$7,936,124
Winnings	\$3,040,915	\$428,732	\$121,143	\$623,838	\$1,396,178	\$238,736	\$1,784,744	\$7,634,286
Federal Excise Tax Pa..	\$8,031	\$1,094	\$321	\$1,621	\$3,832		\$4,439	\$19,338
Adjusted Gross Reven..	\$179,423	\$8,912	\$6,910	\$23,061	\$132,820	(\$472)	(\$68,154)	\$282,500
Kentucky Excise Tax	\$17,494	\$869	\$674	\$2,248	\$12,950	\$0	\$0	\$34,235

Glossary:

Wagers includes both wagers paid out and wagers resolved for the reporting period.

Winnings is the amount returned to winning players for the reporting period.

Federal Excise Tax Paid reflects the amount reported by each operator/service provider for the federal excise tax on sports wagering.

Adjusted Gross Revenue (AGR) is the sum of settled wagers collected on all sporting events, less winnings paid and excise taxes paid according to federal law.

Kentucky Excise Tax is tax paid to the state, calculated from taxable AGR at the rate of 9.75% for wagers placed at retail locations and 14.25% for online wagering.

**Penn Sports is now marketed as ESPNbet.

Data is provided for informational purposes using self-reported values submitted by licensees and is subject to change. For more information on tax data, please contact the Department of Rev..

Online - March 2024

March 2024

	Cumberland Run	Ellis Park	Oak Grove	Red Mile	Sandy's		Turfway Park	Grand Total
	DraftKings	Penn Sports Int..	Fanatics	Caesars	bet365	BetMGM	Fanduel	
Wagers	\$101,047,703	\$11,409,849	\$8,095,214	\$12,681,408	\$16,085,578	\$12,558,943	\$84,646,253	\$246,524,948
Winnings	\$92,381,341	\$10,414,364	\$7,606,548	\$11,739,810	\$14,686,186	\$11,613,383	\$76,522,958	\$224,964,590
Federal Excise Tax Paid	\$246,199	\$28,423	\$19,726	\$31,303	\$38,013	\$30,848	\$205,977	\$600,488
Adjusted Gross Revenue	\$8,420,163	\$967,262	\$468,940	\$910,294	\$1,361,379	\$914,713	\$7,917,319	\$20,960,070
Kentucky Excise Tax	\$1,199,873	\$137,835	\$66,824	\$129,717	\$193,997	\$130,347	\$1,128,218	\$2,986,810

Retail - March 2024

	Churchill Downs	Cumberland Run	Ellis Park	Oak Grove	Red Mile	Sandy's	Turfway Park	Grand Total
	Kambi	DraftKings	Kambi	Kambi	Caesars	BetMGM	Kambi	
Wagers	\$4,302,314	\$429,694	\$88,364	\$940,265	\$1,986,230	\$335,239	\$1,639,038	\$9,721,142
Winnings	\$4,184,976	\$419,079	\$80,752	\$780,291	\$1,777,450	\$307,274	\$1,614,667	\$9,164,488
Federal Excise Tax Pa..	\$11,106	\$1,078	\$221	\$2,351	\$4,966	\$0	\$4,248	\$23,969
Adjusted Gross Reven..	\$106,232	\$9,537	\$7,391	\$157,623	\$203,815	\$27,964	\$20,122	\$532,685
Kentucky Excise Tax	\$10,358	\$930	\$721	\$15,368	\$19,872	\$2,680	\$0	\$49,929

Glossary:

Wagers includes both wagers paid out and wagers resolved for the reporting period.

Winnings is the amount returned to winning players for the reporting period.

Federal Excise Tax Paid reflects the amount reported by each operator/service provider for the federal excise tax on sports wagering.

Adjusted Gross Revenue (AGR) is the sum of settled wagers collected on all sporting events, less winnings paid and excise taxes paid according to federal law.

Kentucky Excise Tax is tax paid to the state, calculated from taxable AGR at the rate of 9.75% for wagers placed at retail locations and 14.25% for online wagering.

**Penn Sports is now marketed as ESPNbet.

Data is provided for informational purposes using self-reported values submitted by licensees and is subject to change. For more information on tax data, please contact the Department of Rev..

Online - April 2024

April 2024

	Cumberland ..	Ellis Park	Kentucky Do..	Oak Grove	Red Mile	Sandy's		Turfway Park	Grand Total
	DraftKings	Penn Sports I..	Circa	Fanatics	Caesars	bet365	BetMGM	Fanduel	
Wagers	\$67,907,285	\$7,412,728	\$594,217	\$5,039,920	\$8,704,735	\$16,906,706	\$11,580,137	\$63,338,127	\$181,483,856
Winnings	\$59,302,435	\$6,740,810	\$531,689	\$4,591,301	\$8,154,706	\$16,010,945	\$10,452,258	\$52,872,331	\$158,656,476
Federal Excise Tax Paid	\$163,790	\$18,518	\$1,479	\$12,269	\$21,446	\$40,994	\$27,274	\$153,376	\$439,146
Adjusted Gross Revenue	\$8,441,060	\$653,399	\$61,048	\$436,350	\$528,583	\$854,767	\$1,100,605	\$10,312,420	\$22,388,233
Kentucky Excise Tax	\$1,202,851	\$93,109	\$8,699	\$62,180	\$75,323	\$121,804	\$156,836	\$1,469,520	\$3,190,323

Retail - April 2024

	Churchill Downs	Cumberland Run	Ellis Park	Oak Grove	Red Mile	Sandy's	Turfway Park	Grand Total
	Kambi	DraftKings	Kambi	Kambi	Caesars	BetMGM	Kambi	
Wagers	\$2,986,240	\$219,152	\$38,083	\$769,529	\$1,118,690	\$186,185	\$1,111,514	\$6,429,394
Winnings	\$2,733,884	\$211,904	\$39,044	\$728,157	\$1,069,417	\$207,707	\$966,754	\$5,956,868
Federal Excise Tax Pa..	\$7,083	\$556	\$94	\$1,924	\$2,797	\$0	\$2,615	\$15,068
Adjusted Gross Reven..	\$245,273	\$6,691	(\$1,054)	\$39,448	\$46,476	(\$21,521)	\$142,145	\$457,458
Kentucky Excise Tax	\$23,914	\$652	\$0	\$3,846	\$4,531	\$0	\$9,176	\$42,120

Glossary:

Wagers includes both wagers paid out and wagers resolved for the reporting period.

Winnings is the amount returned to winning players for the reporting period.

Federal Excise Tax Paid reflects the amount reported by each operator/service provider for the federal excise tax on sports wagering.

Adjusted Gross Revenue (AGR) is the sum of settled wagers collected on all sporting events, less winnings paid and excise taxes paid according to federal law.

Kentucky Excise Tax is tax paid to the state, calculated from taxable AGR at the rate of 9.75% for wagers placed at retail locations and 14.25% for online wagering.

**Penn Sports is now marketed as ESPNbet.

Data is provided for informational purposes using self-reported values submitted by licensees and is subject to change. For more information on tax data, please contact the Department of Rev..

Online - May 2024

	Cumberland .. DraftKings	Ellis Park Penn Sports I..	Kentucky Do.. Circa	Oak Grove Fanatics	Red Mile Caesars	Sandy's bet365 BetMGM		Turfway Park Fanuel	Grand Total
Wagers	\$69,154,268	\$6,249,036	\$763,447	\$4,409,071	\$7,851,605	\$15,605,837	\$12,552,622	\$58,960,870	\$175,546,757
Winnings	\$61,862,401	\$5,484,167	\$723,111	\$4,028,611	\$7,079,610	\$14,319,721	\$11,781,802	\$49,314,737	\$154,594,160
Federal Excise Tax Paid	\$167,026	\$15,639	\$1,869	\$10,656	\$19,360	\$37,320	\$30,071	\$142,644	\$424,584
Adjusted Gross Revenue	\$7,124,841	\$749,230	\$38,467	\$369,804	\$752,636	\$1,248,796	\$740,749	\$9,503,490	\$20,528,013
Kentucky Excise Tax	\$1,015,290	\$106,765	\$5,482	\$52,697	\$107,251	\$177,953	\$105,557	\$1,354,247	\$2,925,242

Retail - May 2024

	Churchill Downs Kambi	Cumberland Run DraftKings	Ellis Park Kambi	Oak Grove Kambi	Red Mile Caesars	Sandy's BetMGM	Turfway Park Kambi	Grand Total
Wagers	\$2,757,190	\$215,446	\$31,790	\$471,840	\$978,506	\$152,645	\$1,197,397	\$5,804,814
Winnings	\$2,424,135	\$208,821	\$26,601	\$410,206	\$808,853	\$120,999	\$1,154,740	\$5,154,355
Federal Excise Tax Pa..	\$7,058	\$540	\$79	\$1,180	\$2,446	\$0	\$3,143	\$14,446
Adjusted Gross Reven..	\$325,997	\$6,085	\$5,109	\$60,455	\$167,206	\$31,627	\$39,514	\$635,992
Kentucky Excise Tax	\$31,785	\$593	\$395	\$5,894	\$16,303	\$987	\$3,853	\$59,810

Glossary:

Wagers includes both wagers paid out and wagers resolved for the reporting period.

Winnings is the amount returned to winning players for the reporting period.

Federal Excise Tax Paid reflects the amount reported by each operator/service provider for the federal excise tax on sports wagering.

Adjusted Gross Revenue (AGR) is the sum of settled wagers collected on all sporting events, less winnings paid and excise taxes paid according to federal law.

Kentucky Excise Tax is tax paid to the state, calculated from taxable AGR at the rate of 9.75% for wagers placed at retail locations and 14.25% for online wagering.

**Penn Sports is now marketed as ESPNbet.

Data is provided for informational purposes using self-reported values submitted by licensees and is subject to change. For more information on tax data, please contact the Department of Rev..

Online - June 2024

	Cumberland ..	Ellis Park	Kentucky Do..	Oak Grove	Red Mile	Sandy's		Turfway Park	Grand Total
	DraftKings	Penn Sports I..	Circa	Fanatics	Caesars	bet365	BetMGM	Fanduel	
Wagers	\$56,637,779	\$4,155,874	\$805,833	\$4,006,203	\$9,069,950	\$15,512,937	\$8,174,168	\$47,348,006	\$145,710,749
Winnings	\$51,254,721	\$3,740,624	\$792,934	\$3,659,626	\$8,631,779	\$14,296,220	\$7,407,308	\$40,673,529	\$130,456,742
Federal Excise Tax Paid	\$138,059	\$10,334	\$1,998	\$9,586	\$22,437	\$37,358	\$19,415	\$114,654	\$353,843
Adjusted Gross Revenue	\$5,244,998	\$404,916	\$10,901	\$336,990	\$415,734	\$1,179,359	\$747,445	\$6,559,822	\$14,900,164
Kentucky Excise Tax	\$747,412	\$57,701	\$1,553	\$48,021	\$59,242	\$168,059	\$106,511	\$934,775	\$2,123,273

Retail - June 2024

	Churchill Downs	Cumberland Run	Ellis Park	Oak Grove	Red Mile	Sandy's	Turfway Park	Grand Total
	Kambi	DraftKings	Kambi	Kambi	Caesars	BetMGM	Kambi	
Wagers	\$2,363,692	\$128,784	\$26,986	\$365,410	\$782,285	\$113,878	\$821,930	\$4,602,964
Winnings	\$2,088,897	\$104,685	\$20,889	\$291,574	\$696,900	\$97,975	\$784,098	\$4,085,018
Federal Excise Tax Pa..	\$5,678	\$379	\$67	\$914	\$1,956	\$0	\$1,956	\$10,949
Adjusted Gross Reven..	\$269,117	\$23,720	\$6,029	\$72,922	\$83,429	\$15,903	\$35,877	\$506,997
Kentucky Excise Tax	\$26,239	\$2,313	\$588	\$7,110	\$8,134	\$1,551	\$3,498	\$49,432

Glossary:

Wagers includes both wagers paid out and wagers resolved for the reporting period.

Winnings is the amount returned to winning players for the reporting period.

Federal Excise Tax Paid reflects the amount reported by each operator/service provider for the federal excise tax on sports wagering.

Adjusted Gross Revenue (AGR) is the sum of settled wagers collected on all sporting events, less winnings paid and excise taxes paid according to federal law.

Kentucky Excise Tax is tax paid to the state, calculated from taxable AGR at the rate of 9.75% for wagers placed at retail locations and 14.25% for online wagering.

**Penn Sports is now marketed as ESPNbet.

Data is provided for informational purposes using self-reported values submitted by licensees and is subject to change. For more information on tax data, please contact the Department of Rev..

Online - July 2024

July 2024

	Cumberland ..	Ellis Park	Kentucky Do..	Oak Grove	Red Mile	Sandy's		Turfway Park	Grand Total
	DraftKings	Penn Sports I..	Circa	Fanatics	Caesars	bet365	BetMGM	Fanduel	
Wagers	\$47,956,003	\$3,628,350	\$851,982	\$4,380,236	\$5,979,357	\$14,802,495	\$6,541,600	\$41,245,277	\$125,385,301
Winnings	\$42,099,782	\$3,263,979	\$774,511	\$3,927,849	\$5,585,610	\$13,548,577	\$6,120,078	\$35,070,054	\$110,390,439
Federal Excise Tax Paid	\$117,280	\$9,120	\$2,097	\$10,522	\$14,713	\$35,906	\$15,862	\$99,865	\$305,365
Adjusted Gross Revenue	\$5,738,941	\$355,251	\$75,374	\$441,866	\$379,034	\$1,218,013	\$405,660	\$6,075,358	\$14,689,497
Kentucky Excise Tax	\$817,799	\$50,623	\$10,741	\$62,966	\$54,012	\$173,567	\$57,807	\$865,739	\$2,093,253

Retail - July 2024

	Churchill Downs	Cumberland Run	Ellis Park	Oak Grove	Red Mile	Sandy's	Turfway Park	Grand Total
	Kambi	DraftKings	Kambi	Kambi	Caesars	BetMGM	Kambi	
Wagers	\$1,454,997	\$64,586	\$16,996	\$298,432	\$1,112,287	\$80,387	\$706,340	\$3,734,026
Winnings	\$1,298,105	\$51,223	\$12,268	\$274,190	\$1,038,312	\$49,563	\$586,193	\$3,309,855
Federal Excise Tax Pa..	\$3,722	\$287	\$42	\$746	\$2,781	\$0	\$1,824	\$9,401
Adjusted Gross Reven..	\$153,170	\$13,076	\$4,645	\$23,496	\$71,195	\$30,824	\$118,324	\$414,729
Kentucky Excise Tax	\$14,934	\$1,275	\$453	\$2,291	\$6,941	\$3,005	\$11,537	\$40,436

Glossary:

Wagers includes both wagers paid out and wagers resolved for the reporting period.

Winnings is the amount returned to winning players for the reporting period.

Federal Excise Tax Paid reflects the amount reported by each operator/service provider for the federal excise tax on sports wagering.

Adjusted Gross Revenue (AGR) is the sum of settled wagers collected on all sporting events, less winnings paid and excise taxes paid according to federal law.

Kentucky Excise Tax is tax paid to the state, calculated from taxable AGR at the rate of 9.75% for wagers placed at retail locations and 14.25% for online wagering.

**Penn Sports is now marketed as ESPNbet.

Data is provided for informational purposes using self-reported values submitted by licensees and is subject to change. For more information on tax data, please contact the Department of Rev..

Online - August 2024

	Cumberland ..	Ellis Park	Kentucky Do..	Oak Grove	Red Mile	Sandy's		Turfway Park	Grand Total
	DraftKings	Penn Sports I..	Circa	Fanatics	Caesars	bet365	BetMGM	Fanduel	
Wagers	\$56,694,639	\$6,359,228	\$1,322,915	\$5,528,546	\$6,809,260	\$16,303,840	\$8,782,983	\$45,232,648	\$147,034,060
Winnings	\$51,701,527	\$5,977,300	\$1,299,901	\$5,183,420	\$6,396,201	\$15,431,491	\$7,872,199	\$41,304,757	\$135,166,797
Federal Excise Tax Paid	\$137,456	\$16,013	\$3,264	\$13,330	\$16,703	\$39,732	\$21,225	\$109,625	\$357,348
Adjusted Gross Revenue	\$4,855,655	\$365,915	\$19,750	\$331,796	\$396,355	\$832,618	\$889,558	\$3,818,267	\$11,509,915
Kentucky Excise Tax	\$691,931	\$52,143	\$2,814	\$47,281	\$56,481	\$118,648	\$126,762	\$544,103	\$1,640,163

Retail - August 2024

	Churchill Dow..	Cumberland ..	Ellis Park	Kentucky Do..	Oak Grove	Red Mile	Sandy's	Turfway Park	Grand Total
	Kambi	DraftKings	Kambi	Circa	Kambi	Caesars	BetMGM	Kambi	
Wagers	\$1,529,660	\$66,104	\$142,490	\$171,928	\$371,096	\$1,252,122	\$150,680	\$691,381	\$4,375,462
Winnings	\$1,479,262	\$68,175	\$133,596	\$127,378	\$321,812	\$1,180,711	\$138,531	\$649,332	\$4,098,796
Federal Excise Tax Pa..	\$4,387	\$160	\$356	\$430	\$928	\$3,130	\$0	\$1,727	\$11,118
Adjusted Gross Reven..	\$46,012	(\$2,231)	\$8,538	\$44,120	\$48,356	\$68,281	\$12,149	\$40,322	\$265,547
Kentucky Excise Tax	\$4,486	\$0	\$832	\$4,302	\$4,715	\$6,657	\$1,185	\$3,931	\$26,108

Glossary:

Wagers includes both wagers paid out and wagers resolved for the reporting period.

Winnings is the amount returned to winning players for the reporting period.

Federal Excise Tax Paid reflects the amount reported by each operator/service provider for the federal excise tax on sports wagering.

Adjusted Gross Revenue (AGR) is the sum of settled wagers collected on all sporting events, less winnings paid and excise taxes paid according to federal law.

Kentucky Excise Tax is tax paid to the state, calculated from taxable AGR at the rate of 9.75% for wagers placed at retail locations and 14.25% for online wagering.

**Penn Sports is now marketed as ESPNbet.

Data is provided for informational purposes using self-reported values submitted by licensees and is subject to change. For more information on tax data, please contact the Department of Rev..

Online - September 2024

	Cumberland ..	Ellis Park	Kentucky Do..	Oak Grove	Red Mile	Sandy's		Turfway Park	Grand Total
	DraftKings	Penn Sports I..	Circa	Fanatics	Caesars	bet365	BetMGM	Fanduel	
Wagers	\$100,115,773	\$6,651,955	\$1,525,200	\$9,683,392	\$11,214,711	\$22,584,976	\$12,601,972	\$82,193,131	\$246,571,111
Winnings	\$86,597,214	\$5,820,105	\$1,482,246	\$8,835,172	\$9,667,842	\$20,478,815	\$11,196,111	\$69,372,997	\$213,450,502
Federal Excise Tax Paid	\$232,831	\$16,608	\$3,800	\$22,227	\$26,896	\$52,658	\$29,508	\$193,474	\$578,002
Adjusted Gross Revenue	\$13,285,728	\$815,242	\$39,154	\$825,993	\$1,519,973	\$2,053,504	\$1,376,354	\$12,626,660	\$32,542,608
Kentucky Excise Tax	\$1,893,216	\$116,172	\$5,580	\$117,704	\$216,596	\$292,624	\$196,130	\$1,799,299	\$4,637,322

Retail - September 2024

	Churchill Do..	Cumberland..	Ellis Park	Kentucky Downs		Oak Grove	Red Mile	Sandy's	Turfway Park	Grand Total
	Kambi	DraftKings	Kambi	Circa	DraftKings	Kambi	Caesars	BetMGM	Kambi	
Wagers	\$3,780,719	\$350,985	\$530,657	\$352,338	\$56,489	\$767,177	\$1,693,795	\$317,614	\$1,442,530	\$9,292,304
Winnings	\$3,278,943	\$317,678	\$545,396	\$362,510	\$61,303	\$680,495	\$1,338,530	\$256,485	\$1,330,081	\$8,171,420
Federal Excise Tax Pa..	\$9,530	\$895	\$1,326	\$881	\$144	\$1,918	\$4,234	\$0	\$3,656	\$22,584
Adjusted Gross Reven..	\$492,247	\$32,411	(\$16,066)	(\$11,052)	(\$4,958)	\$84,764	\$351,030	\$61,129	\$108,793	\$1,098,299
Kentucky Excise Tax	\$47,994	\$2,943	\$0	\$0	\$0	\$8,264	\$34,225	\$5,960	\$10,607	\$109,994

Glossary:

Wagers includes both wagers paid out and wagers resolved for the reporting period.

Winnings is the amount returned to winning players for the reporting period.

Federal Excise Tax Paid reflects the amount reported by each operator/service provider for the federal excise tax on sports wagering.

Adjusted Gross Revenue (AGR) is the sum of settled wagers collected on all sporting events, less winnings paid and excise taxes paid according to federal law.

Kentucky Excise Tax is tax paid to the state, calculated from taxable AGR at the rate of 9.75% for wagers placed at retail locations and 14.25% for online wagering.

**Penn Sports is now marketed as ESPNbet.

Data is provided for informational purposes using self-reported values submitted by licensees and is subject to change. For more information on tax data, please contact the Department of Rev..

Online - October 2024

October 2024

	Cumberland .. DraftKings	Ellis Park Penn Sports I..	Kentucky Do.. Circa	Oak Grove Fanatics	Red Mile Caesars	Sandy's bet365 BetMGM		Turfway Park Fanuel	Grand Total
Wagers	\$102,713,776	\$6,513,082	\$4,950,942	\$9,609,212	\$11,519,213	\$24,485,005	\$13,057,278	\$92,282,050	\$265,130,558
Winnings	\$94,479,104	\$6,103,558	\$5,150,948	\$9,052,926	\$11,129,887	\$23,158,975	\$12,372,928	\$82,463,525	\$243,911,851
Federal Excise Tax Paid	\$246,437	\$16,394	\$12,362	\$22,716	\$28,171	\$55,696	\$31,487	\$221,291	\$634,554
Adjusted Gross Revenue	\$7,988,235	\$393,130	(\$212,369)	\$533,570	\$361,155	\$1,270,335	\$652,863	\$9,597,234	\$20,584,153
Kentucky Excise Tax	\$1,138,323	\$56,021	\$0	\$76,034	\$51,465	\$181,023	\$93,033	\$1,367,606	\$2,963,504

Retail - October 2024

	Churchill Do.. Kambi	Cumberland.. DraftKings	Ellis Park Kambi	Kentucky Downs Circa DraftKings		Oak Grove Kambi	Red Mile Caesars	Sandy's BetMGM	Turfway Park Kambi	Grand Total
Wagers	\$3,512,683	\$322,502	\$711,866	\$850,594	\$131,841	\$734,064	\$1,544,253	\$279,381	\$1,711,212	\$9,798,395
Winnings	\$3,636,274	\$283,820	\$760,151	\$956,845	\$116,628	\$681,307	\$1,420,670	\$243,035	\$1,777,800	\$9,876,530
Federal Excise Tax Pa..	\$8,889	\$802	\$1,779	\$2,126	\$336	\$1,835	\$3,861	\$0	\$4,275	\$23,904
Adjusted Gross Reven..	(\$132,480)	\$37,879	(\$50,064)	(\$108,378)	\$14,878	\$50,923	\$119,722	\$36,346	(\$70,863)	(\$102,039)
Kentucky Excise Tax	\$0	\$3,693	\$0	\$0	\$967	\$4,965	\$11,673	\$3,544	\$0	\$24,842

Glossary:

Wagers includes both wagers paid out and wagers resolved for the reporting period.

Winnings is the amount returned to winning players for the reporting period.

Federal Excise Tax Paid reflects the amount reported by each operator/service provider for the federal excise tax on sports wagering.

Adjusted Gross Revenue (AGR) is the sum of settled wagers collected on all sporting events, less winnings paid and excise taxes paid according to federal law.

Kentucky Excise Tax is tax paid to the state, calculated from taxable AGR at the rate of 9.75% for wagers placed at retail locations and 14.25% for online wagering.

**Penn Sports is now marketed as ESPNbet.

Data is provided for informational purposes using self-reported values submitted by licensees and is subject to change. For more information on tax data, please contact the Department of Rev..

Online - November 2024

	Cumberland .. DraftKings	Ellis Park Penn Sports I..	Kentucky Do.. Circa	Oak Grove Fanatics	Red Mile Caesars	Sandy's bet365 BetMGM		Turfway Park Fanduel	Grand Total
Wagers	\$112,411,892	\$7,585,596	\$3,186,562	\$11,726,708	\$14,370,136	\$26,133,144	\$15,158,488	\$100,130,152	\$290,702,678
Winnings	\$97,430,486	\$7,002,253	\$2,850,998	\$10,706,594	\$13,108,548	\$23,265,468	\$13,495,597	\$86,897,577	\$254,757,521
Federal Excise Tax Paid	\$272,387	\$18,929	\$7,959	\$28,050	\$35,343	\$61,806	\$36,754	\$243,382	\$704,610
Adjusted Gross Revenue	\$14,709,019	\$564,413	\$327,605	\$992,065	\$1,226,246	\$2,805,870	\$1,626,137	\$12,989,192	\$35,240,546
Kentucky Excise Tax	\$2,096,035	\$80,429	\$16,421	\$141,369	\$174,740	\$399,836	\$231,725	\$1,850,960	\$4,991,515

Retail - November 2024

	Churchill Do.. Kambi	Cumberland.. DraftKings	Ellis Park Kambi	Kentucky Downs Circa DraftKings		Oak Grove Kambi	Red Mile Caesars	Sandy's BetMGM	Turfway Park Kambi	Grand Total
Wagers	\$3,604,772	\$603,300	\$531,899	\$249,447	\$178,259	\$854,586	\$1,948,591	\$313,364	\$2,753,862	\$11,038,080
Winnings	\$3,331,761	\$572,414	\$627,485	\$196,889	\$159,356	\$668,906	\$1,789,225	\$267,944	\$2,739,266	\$10,353,247
Federal Excise Tax Pa..	\$9,065	\$1,504	\$1,330	\$624	\$441	\$2,136	\$4,871	\$0	\$6,884	\$26,855
Adjusted Gross Reven..	\$263,925	\$29,382	(\$96,915)	\$51,933	\$18,463	\$183,543	\$154,495	\$45,420	\$7,713	\$657,957
Kentucky Excise Tax	\$12,818	\$2,865	\$0	\$0	\$1,800	\$17,895	\$15,063	\$4,428	\$0	\$54,870

Glossary:

Wagers includes both wagers paid out and wagers resolved for the reporting period.

Winnings is the amount returned to winning players for the reporting period.

Federal Excise Tax Paid reflects the amount reported by each operator/service provider for the federal excise tax on sports wagering.

Adjusted Gross Revenue (AGR) is the sum of settled wagers collected on all sporting events, less winnings paid and excise taxes paid according to federal law.

Kentucky Excise Tax is tax paid to the state, calculated from taxable AGR at the rate of 9.75% for wagers placed at retail locations and 14.25% for online wagering.

**Penn Sports is now marketed as ESPNbet.

Data is provided for informational purposes using self-reported values submitted by licensees and is subject to change. For more information on tax data, please contact the Department of Rev..

Online - December 2024

	Cumberland .. DraftKings	Ellis Park Penn Sports I..	Kentucky Do.. Circa	Oak Grove Fanatics	Red Mile Caesars	Sandy's bet365 BetMGM		Turfway Park Fanuel	Grand Total
Wagers	\$111,659,208	\$6,683,723	\$6,827,664	\$12,987,109	\$13,418,994	\$23,869,079	\$14,600,019	\$95,430,504	\$285,476,298
Winnings	\$103,001,927	\$6,472,784	\$7,637,328	\$12,143,278	\$12,748,829	\$22,878,250	\$13,963,098	\$86,333,494	\$265,178,988
Federal Excise Tax Paid	\$272,714	\$16,625	\$17,067	\$30,962	\$33,013	\$57,114	\$35,244	\$231,424	\$694,164
Adjusted Gross Revenue	\$8,384,566	\$194,314	(\$826,732)	\$812,869	\$637,152	\$933,715	\$601,677	\$8,865,585	\$19,603,146
Kentucky Excise Tax	\$1,194,801	\$27,690	\$0	\$115,834	\$90,794	\$133,054	\$85,739	\$1,263,346	\$2,911,258

Retail - December 2024

	Churchill Do.. Kambi	Cumberland.. DraftKings	Ellis Park Kambi	Kentucky Downs Circa DraftKings		Oak Grove Kambi	Red Mile Caesars	Sandy's BetMGM	Turfway Park Kambi	Grand Total
Wagers	\$3,050,822	\$396,278	\$75,492	\$511,559	\$275,207	\$581,652	\$1,325,561	\$202,014	\$1,127,657	\$7,546,242
Winnings	\$3,144,712	\$398,927	\$72,104	\$499,385	\$286,161	\$596,090	\$1,276,151	\$193,886	\$1,130,629	\$7,598,046
Federal Excise Tax Pa..	\$7,697	\$776	\$189	\$1,279	\$694	\$1,454	\$3,314	\$0	\$2,812	\$18,215
Adjusted Gross Reven..	(\$101,587)	(\$3,426)	\$3,200	\$10,895	(\$11,648)	(\$15,893)	\$46,096	\$8,129	(\$5,784)	(\$70,018)
Kentucky Excise Tax	\$0	\$0	\$0	\$0	\$0	\$0	\$4,494	\$793	\$0	\$5,287

Glossary:

Wagers includes both wagers paid out and wagers resolved for the reporting period.

Winnings is the amount returned to winning players for the reporting period.

Federal Excise Tax Paid reflects the amount reported by each operator/service provider for the federal excise tax on sports wagering.

Adjusted Gross Revenue (AGR) is the sum of settled wagers collected on all sporting events, less winnings paid and excise taxes paid according to federal law.

Kentucky Excise Tax is tax paid to the state, calculated from taxable AGR at the rate of 9.75% for wagers placed at retail locations and 14.25% for online wagering.

**Penn Sports is now marketed as ESPNbet.

Data is provided for informational purposes using self-reported values submitted by licensees and is subject to change. For more information on tax data, please contact the Department of Rev..

Online - All

	Cumberland Run	Ellis Park	Kentucky Downs	Oak Grove	Red Mile	Sandy's		Turfway Park	Grand Total
	DraftKings	Penn Sports Inte..	Circa	Fanatics	Caesars	bet365	BetMGM	Fanduel	
Wagers	\$1,321,877,161	\$131,696,340	\$20,828,762	\$100,569,987	\$168,017,283	\$254,375,288	\$203,256,515	\$1,187,070,079	\$3,387,691,415
Winnings	\$1,173,520,529	\$118,810,886	\$21,243,666	\$92,913,415	\$154,861,248	\$233,216,338	\$178,630,678	\$1,034,325,317	\$3,007,522,076
Federal Excise Tax ..	\$3,110,669	\$329,756	\$51,897	\$241,015	\$406,311	\$590,710	\$434,279	\$2,778,510	\$7,943,148
Adjusted Gross Reve..	\$145,245,963	\$12,555,898	(\$466,800)	\$7,415,554	\$12,749,723	\$20,568,240	\$24,191,558	\$149,966,251	\$372,226,387
Kentucky Excise Tax	\$20,697,550	\$1,789,215	\$51,290	\$1,056,716	\$1,816,836	\$2,930,974	\$3,447,297	\$21,370,191	\$53,160,069

Retail - All

	Churchill Dow..	Cumberland R..	Ellis Park	Kentucky Downs		Oak Grove	Red Mile	Sandy's	Turfway Park	Grand Total
	Kambi	DraftKings	Kambi	Circa	DraftKings	Kambi	Caesars	BetMGM	Kambi	
Wagers	\$49,074,821	\$5,147,979	\$3,185,369	\$2,135,865	\$641,797	\$10,410,656	\$28,771,626	\$3,603,327	\$21,764,586	\$124,736,026
Winnings	\$45,881,430	\$4,834,493	\$3,237,607	\$2,143,008	\$623,448	\$9,180,262	\$25,584,350	\$2,855,945	\$20,748,738	\$115,089,280
Federal Excise Tax Pa..	\$124,618	\$12,851	\$8,078	\$5,339	\$1,615	\$26,026	\$71,929	\$0	\$55,111	\$305,568
Adjusted Gross Reven..	\$3,068,752	\$300,599	(\$60,356)	(\$12,482)	\$16,735	\$1,204,367	\$3,115,347	\$747,362	\$960,737	\$9,341,060
Kentucky Excise Tax	\$309,110	\$29,646	\$9,700	\$4,302	\$2,767	\$118,975	\$303,746	\$72,870	\$100,393	\$951,509

Glossary:

Wagers includes both wagers paid out and wagers resolved for the reporting period.

Winnings is the amount returned to winning players for the reporting period.

Federal Excise Tax Paid reflects the amount reported by each operator/service provider for the federal excise tax on sports wagering.

Adjusted Gross Revenue (AGR) is the sum of settled wagers collected on all sporting events, less winnings paid and excise taxes paid according to federal law.

Kentucky Excise Tax is tax paid to the state, calculated from taxable AGR at the rate of 9.75% for wagers placed at retail locations and 14.25% for online wagering.

**Penn Sports is now marketed as ESPNbet.

Data is provided for informational purposes using self-reported values submitted by licensees and is subject to change. For more information on tax data, please contact the Department of Revenue.